

A man with a prosthetic leg is walking on a path covered in yellow leaves, holding the hands of two young boys. The man is wearing a light blue hoodie over a red shirt and dark pants. The boys are also wearing light blue hoodies. The background is a blurred forest with yellow autumn leaves.

# ÖSSUR PROSTHETIC PRODUCT CATALOGUE



*Life Without Limitations*

---

# WELCOME TO THE ÖSSUR PROSTHETICS CATALOGUE

---

## HIGH QUALITY, HIGH PERFORMANCE PRODUCTS...FOR A LIFE WITHOUT LIMITATIONS.

---

Years of experience in materials technology and innovative design have made Össur a leading developer of prosthetic systems that provide extraordinary fit and function. Our current product offering is a reflection of this continuing commitment to amputees and to the prosthetic industry.

We are pleased to present a full spectrum of premium lower limb prosthetic components, designed to reflect the individual nature of our customers. We remain focused on the best possible outcomes and a Life Without Limitations® for all the people who use our products. Our underlying goal is to transform the aspirations and experience of everyone we work with.

Össur is proud to work alongside healthcare professionals all over the world, developing the advanced concepts of tomorrow while delivering exceptional solutions today. The company funds one of the largest research and development units in the industry, pursuing the technological breakthroughs that continually set new standards of performance, quality, and comfort.

Össur is an international manufacturer of prosthetic devices and a leading innovator in the field. The company employs a staff of more than 1,600, serving the needs of amputees, prosthetists, and healthcare professionals worldwide. As part of this service, we provide expert advice, training, and technical assistance. Össur operates a strict and effective quality control system, meeting all ISO 9001 and ISO 13485 requirements.

---

## WE ARE HERE TO HELP

---

If you need advice on Össur product selection, there are a number of ways in which we can help:

### SELECTION CHARTS

These are available online at [www.ossur.com](http://www.ossur.com) and in wall chart format. Contact your Össur customer service representative for wall charts.

### SALES MANAGERS, CUSTOMER SERVICE AND TECHNICAL SERVICE

Our sales managers, customer service and technical service teams are always happy to advise and assist. For contact details visit [www.ossur.com](http://www.ossur.com) and check the customer service pages for your location. Technical experts are also available online.

We hope the clear layout of our catalogue will easily guide you through this comprehensive range of products. Should you need any assistance, feel free to contact our customer service teams or visit our website, [www.ossur.com](http://www.ossur.com).

---

## IMPACT LEVELS

---

### LOW

Daily activities involving gentle, steady walking with the use of a walking aid.

Example: Moving around at home, modest walking in the community.



### MODERATE

Daily activities involving average walking with the ability to vary speed or walking pattern.

Example: Going to the shops, confident outdoor walking.



### HIGH

Daily activities involving fast walking, jogging and climbing stairs.

Example: Heavy-lifting, manual labor, recreational sports.



### EXTREME

Activities involving running, track and field, sprinting, and long-distance running.

Example: Track and field sports.





---

# ÖSSUR PROSTHETICS PRODUCT CATALOGUE

---

## TABLE OF CONTENTS

---

INTRODUCTION .....	7
BIONIC TECHNOLOGY BY ÖSSUR.....	5-12
RHEO KNEE® .....	6-8
PROPRIO FOOT® .....	9-12
ICEROSS® LINERS .....	13-16
ICEROSS® TRANSFEMORAL LINERS.....	17-21
Iceross Seal-In® X5 Transfemoral Liner .....	19
Iceross Transfemoral Seal-In® Liner.....	20
Iceross® Transfemoral Liner.....	21
ICEROSS® TRANSTIBIAL LINERS.....	22-41
SEAL-IN®	
Iceross Seal-In® X5 Transtibial Liner with Wave.....	24
Iceross Seal-In® X5 Transtibial Liner .....	25
Iceross Dermo Seal-In® Liner .....	26
LOCKING	
Iceross® Synergy™ Liner with Wave .....	27
Iceross® Synergy™ Liner.....	28
Iceross Dermo® Liner with Wave.....	29
Iceross Dermo® Liner.....	30
Iceross Comfort® Liner with Wave.....	31
Iceross Comfort® Liner.....	32
Iceross® Original Liner with Cover .....	33
Iceross® Original Liner without Cover.....	34
CUSHION	
Iceross® Activa with Tibiaguard™ Cushion Liner .....	35
Iceross® Synergy™ Cushion Liner with Wave .....	36
Iceross® Synergy™ Cushion Liner .....	37
Iceross Dermo® Cushion Liner with Wave .....	38
Iceross Dermo® Cushion Liner.....	39
Iceross Comfort® Cushion Liner.....	40
SLEEVES	
Iceross® Sleeve.....	41
Iceflex® Endurance Sleeve.....	42
Iceflex® Balance Sleeve.....	42
UPPER EXTREMITY	
Iceross® Upper-X Liner.....	43
ACCESSORIES	
Iceross® Accessories	
Iceross Distal Cup.....	44
Iceross Pads .....	44
Iceross Clean & Simple .....	45
Iceross Socks .....	47

---

# ÖSSUR PROSTHETICS PRODUCT CATALOGUE

---

## TABLE OF CONTENTS

---

MECHANICAL KNEES .....	49-64
MAUCH KNEE®.....	50
Mauch® Knee.....	51-52
Mauch® Knee Plus.....	53-54
TOTAL KNEE®.....	55
Total Knee® 1900.....	56-58
Total Knee® 2000.....	59-61
Total Knee® 2100.....	62-64
FLEX-FOOT® FEET.....	65-138
CLASSIC FLEX-FOOT®	
Vari-Flex® with EVO™.....	70-73
LP Vari-Flex® with EVO™.....	76-80
Modular III™.....	81-86
SHOCK/ROTATION	
Ceterus®.....	87-94
LP Ceterus®.....	95-100
Re-Flex VSP®.....	101-108
MULTI-AXIAL	
Talux®.....	109-114
Flex-Foot® Axia™.....	115-118
LOW IMPACT	
Flex-Foot® Assure™.....	119-121
Flex-Foot® Balance.....	122-123
SPECIAL APPLICATION	
Elation®.....	124-128
Flex-Symes™.....	129-134
Chopart.....	135-136
FLEX-FOOT® ACCESSORIES	
Total Shock™.....	137
Shoe Horn.....	138
Dual Density Shin Fairing.....	138
FLEX-FOOT® SPORT FEET.....	139-149
Flex-Foot Cheetah®.....	141-143
Flex-Sprint™.....	144-146
Flex-Run™.....	147-149



---

# ÖSSUR PROSTHETICS PRODUCT CATALOGUE

---

## TABLE OF CONTENTS

---

JUNIOR SOLUTIONS.....	150-164
Iceross Stabilo® Junior Locking Liner.....	153
Iceross Dermo® Junior Locking Liner.....	154
Flex-Foot® Junior.....	155-156
Flex-Run™ Junior.....	157-158
Icelock® 700 Series.....	159
Total Knee® Junior.....	160-162
Junior Adapters.....	163-164
ICELOCK®.....	165-176
Icelock® 100 Series.....	168
Icelock® 200 Series.....	169-170
Icelock® 300 Series.....	171
Icelock® 400 Series.....	172
Icelock® 500 Series.....	173
Icelock® 600 Series.....	174-175
Icelock® 700 Series.....	176
MATERIALS.....	177-185
Össur Rigid Dressing(ORD).....	179-180
Icecast® Anatomy.....	181
Modular Socket System.....	182-184
Pressure Pads.....	185
ADAPTERS.....	186-192
Adapters – Weight Limit 100 kg.....	186-188
Adapters – Weight Limit 166 kg.....	189-192
GENERAL INFORMATION.....	193-197
Torque Values.....	198-195
Terms of Sale and Policies.....	195
Warranty Procedure.....	196








# RHEO KNEE®

WALK YOUR WAY

## INTRODUCTION

At Össur, we believe obstacles are to be overcome, not avoided. That's why we have designed the RHEO KNEE, a self-learning prosthetic system so smart that it constantly learns and adapts itself to the individual and his/her environment. Advances in Bionic Technology by Össur have produced a device that automatically listens to amputees needs and thinks for itself. It learns the way amputees walk and recognizes and responds immediately to changes in speed, load and terrain. Simple to operate, it is the most adaptable solution of its kind.

 SENSE	 THINK	 ACT
<p>The RHEO KNEE uses advanced sensor technology in the form of load cells to sample force measurements at a rate of 1000 times per second. This means that the microprocessor in the knee is always aware of how the user is loading the prosthesis and can immediately identify different phases of gait or changes in load - when the user picks up a bag for example, or the terrain beneath their feet alters suddenly. If anything out of the ordinary occurs, stance support is instantaneously activated, protecting the user from a potential stumble or fall. Angulometers are also used to sense the trajectory of the knee during swing phase. Resistance is adjusted automatically to generate a natural and smooth pendulum motion, which adapts to different walking speeds or even external factors such as wind or the weight of a shoe.</p>	<p>Information from the sensors is fed through to the brain of the RHEO KNEE. The software-based Artificial Intelligence (known as the Dynamic Learning Matrix Algorithm, or DLMA™ for short) does the thinking for the user, assessing incoming data and immediately initiating the most appropriate response. From the moment the first step is taken, the RHEO KNEE starts to learn an individual's walking style, a process that continues over time, providing increasingly natural movement. It adapts to any situation, not just those within pre-set and limited parameters, enabling the individual to quickly regain confidence in his or her ability to walk where and how they choose. And as the range of walking speed and activity increases, the RHEO KNEE keeps pace, providing virtual prosthetic adjustments to ensure that walking style is maintained with each step.</p>	<p>From firm, unyielding support when standing, to light and free movement when turning a corner or walking in confined spaces, the RHEO KNEE delivers an exceptionally smooth and fast response. At the heart of the system is an advanced actuator which uses magnetorheological (MR) fluid and rotary blades to vary the knee's resistance throughout each and every step. The MR fluid contains miniscule iron particles. When a magnetic field is applied, these particles start to form chains and resistance increases. The stronger the magnetic field, the stronger the resistance. Unlike hydraulic systems, the resistance offered by MR fluid is customized, activated only when the individual needs it and able to adjust at the speed of light. The result is minimal fluid drag within the knee, which restores a more natural pelvic position during pre-swing and reduces fatigue levels.</p>

RHEO KNEE BIONIC MODEL



# RHEO KNEE®



## USER INFORMATION

Amputation Level:	Transfemoral
Impact Level:	Low to Moderate
Maximum Patient Weight:	125kg

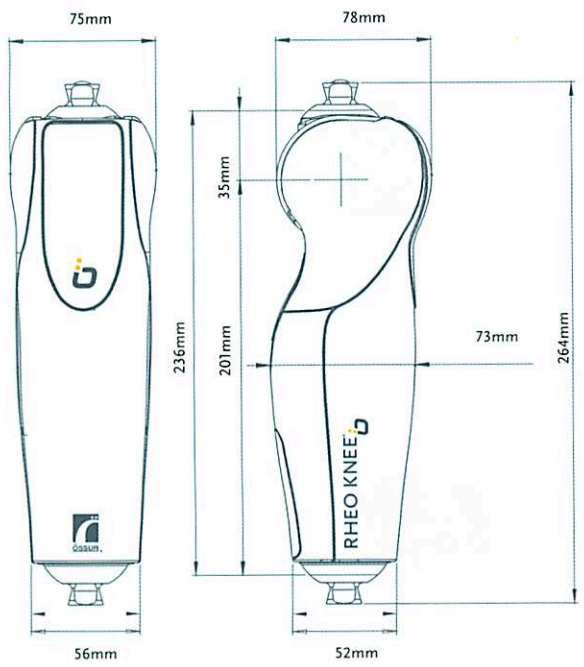
## KNEE INFORMATION

Weight of Knee:	1.52kg
Build Height:	236mm
Knee Flexion:	120°
Aluminum Frame Construction	
Internal Extension Assist	

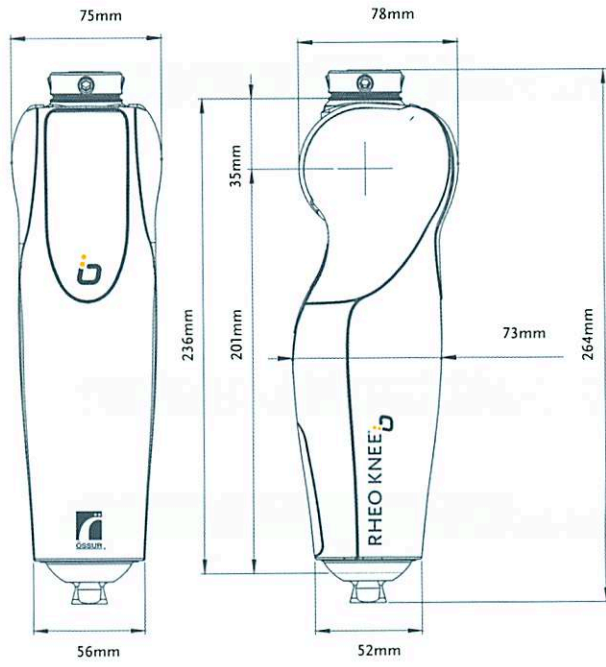


## CLEARANCE

RHEO KNEE



RHEO KNEE WITH THREADED TOP ADAPTER (A - 145310)





# RHEO KNEE™

## KITS

### RHEO KNEE KIT

PART#	DESCRIPTION
RKN120007	RHEO KNEE Kit NA

Includes:

- RHEO KNEE
- RHEO KNEE Charger
- Calibration Note
- Warranty Certificate
- User Manual & Information DVD
- Technical Manual
- Quick Reference Card



### RHEO KNEE KIT WITH THREADED TOP ADAPTER:

RHEO KNEE with threaded top adapter is the solution for knee disarticulation amputees and those with long residual limbs.

To order RHEO KNEE with threaded top adapter, order the RHEO KNEE Kit and add Össur's Female Pyramid Insert to the order.



PART#	DESCRIPTION	HEIGHT	WEIGHT
A-145310	Female Pyramid Insert / Threaded Top Adapter	9mm	33g

### RHEO KNEE ACCESSORIES

PART#	DESCRIPTION
RKN220007*	Hewlett Packard IPAQ Kit NA

\* Note that this PDA does not support Asian languages, contact customer service for further information

Includes:

- PDA
- Charger
- RHEOLOGIC PDA Software



PART#	DESCRIPTION
RKN120017	RHEO KNEE Extended Warranty NA 5 Years

PICTURE	PART#	DESCRIPTION
1.	PRX00421	Power Supply w/Plug
	RKN11201	Rheologic 2.0 PDA Software



# PROPRIO FOOT<sup>®</sup>

WALK YOUR WAY with EVO<sup>®</sup>

## INTRODUCTION

The PROPRIO FOOT with EVO provides unparalleled physiological benefits for transtibial amputees. Automatic ankle flexion means function is as close as you can get today to the human foot. This device thinks for itself, responding beautifully to changing terrain and transforming the approach to stairs and slopes. Overall, the effect is a more balanced and symmetric gait, preserving the rest of the body.

### SENSE

Accelerometer technology measures real-time motion at a rate of 1600 times per second. Tracking the path of the ankle through space, it times gait characteristics and events, including heel strike and toe off. For each stride, the device constructs its path by continuously analyzing horizontal and vertical movement, 'tracing' the foot as it moves through space. This trace varies according to the terrain so gait pattern recognition algorithms in the foot can detect and identify when a user is walking on flat or sloped surfaces and up or down stairs, as well as when stationary or in a 'relaxed' position (seated).

### THINK

As fast as it is measured, the data is fed into the 'brain' of the device, a specialized form of artificial intelligence called Terrain Logic™. Together with the motion analysis sensors Terrain Logic helps to rebuild the sense of proprioception lost after amputation and provide the most appropriate response for the next step. As toe-off is detected, for example, it directs a toe lift in order to clear the ground. Having sensed an inclined surface, it directs ankle flexion proportional to the slope. Learning from the user's previous stride, ankle movement parameters are adapted for the next step.

### ACT

A control board receives a constant stream of signals from the artificial intelligence. The controls then instruct a high precision linear actuator to deliver optimal function – dorsiflexion (toe lift) in swing phase; ankle angle adjustment on varying terrain, in chair exit mode and relaxed mode; and heel height adjustment when changing shoes.

### PROPRIO FOOT BIONIC MODEL





# PROPRIO FOOT<sup>®</sup> with EVO™



## USER INFORMATION

Amputation Level:	Transtibial
Impact Level:	Low to Moderate
Maximum Patient Weight:	116kg

## FOOT INFORMATION

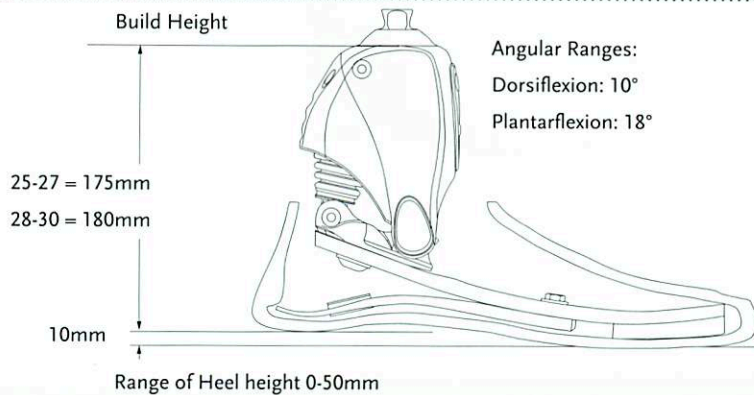
Categories:	1-6
Size:	25-30
Weight of PROPRIO FOOT (Size 27, Cat 5):	1240g
Heel Height Adjustability:	Up to 50mm
Build Height:	180mm



## CATEGORY SELECTION GUIDE

USER INFORMATION KG	45-52kg	53-59kg	60-68kg	69-77kg	78-88kg	89-100kg	101-116kg
Low Impact Level	1	1	2	3	4	5	6
Moderate Impact Level	1	2	3	4	5	6	N/A

## CLEARANCE



# PROPRIO FOOT<sup>®</sup>

with EVO<sup>™</sup>

## KITS

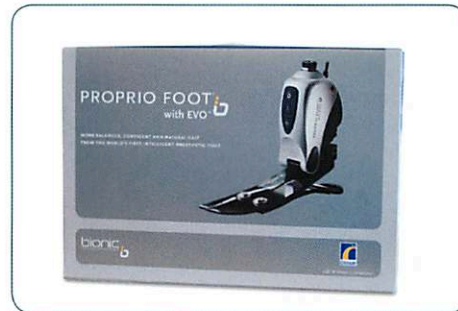
### PROPRIO FOOT KIT

PART#




Includes:

- PROPRIO FOOT Ankle
- Foot Module
- PROPRIO FOOT Finishing Kit
- PROPRIO FOOT Battery Dummy
- PROPRIO FOOT Power Supply
- PROPRIO FOOT Service Kit
- Heel Wedge Kit
- Terms of Warranty
- Quick Reference Cards
- Technical Manual
- Fitting Guide
- Instructions for Use
- Troubleshooting Guide



## COMPONENTS

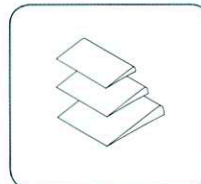
PICTURE	PART#	DESCRIPTION
1.	PRX00431	Battery Dummy
2.	PRX00421	Power Supply Kit
3.	PRX00605	PROPRIO FOOT Finishing Kit
4.	PRX00801	PROPRIO FOOT Service Kit



PART#	DESCRIPTION	CAT.	SIZE
CM150011	Heel Wedge Kit	1-6	25-30

Includes:

- 3 Wedges
- Adhesive

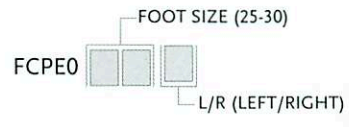


# PROPRIO FOOT<sup>™</sup> with EVO<sup>™</sup>

## COSMETIC FINISHING

### FOOT COVER KIT, BEIGE AND BROWN\*

PART#



Includes:

- Foot Cover
- Flex-Foot Sock EVO


\*Please specify when ordering brown covers, add "BR" to the end of the part number.

### FLEX-FOOT EVO SOCK

PART#	SIZE
FCE63007	25-30







ICEROSS®



# ICEROSS® LINERS BY ÖSSUR

## TRANSFEMORAL SOLUTIONS

## UPPER EXTREMITY SOLUTIONS



ICEROSS SEAL-IN X5 TF



ICEROSS TRANSFEMORAL SEAL-IN



ICEROSS TRANSFEMORAL



ICEROSS UPPER-X

## TRANSTIBIAL SOLUTIONS



ICEROSS SEAL-IN X5 TT



ICEROSS DERMO SEAL-IN



ICEROSS SYNERGY



ICEROSS DERMO



ICEROSS COMFORT



ICEROSS ORIGINAL



ICEROSS ACTIVA CUSHION



ICEROSS SYNERGY CUSHION



ICEROSS SYNERGY CUSHION



ICEROSS DERMO CUSHION



ICEROSS DERMO CUSHION



ICEROSS COMFORT CUSHION

# ICEROSS® LINERS BY ÖSSUR

## THE INVENTOR

Iceross stands for Icelandic Roll-On Silicone Socket. It was developed by Össur Kristinsson, a prosthetist and prosthetic user, as an alternative suspension system to more conventional methods. It functions to protect the skin, enhance comfort by reducing pressure peaks within the socket, and to eliminate motion between the socket and residual limb. Iceross is available in a range of suspension designs to suit different residual limbs and lifestyles.



Össur Kristinsson

## WHY ICEROSS?

**COMFORT** - All Iceross interface systems are made exclusively from a variety of densities of silicone. Silicone has a proven history of use in the medical field because of its unique material properties. The properties provide benefits such as cushioning for bony and sensitive areas, high elasticity to enable ease of conformity to most residual limb shapes, and high tear strength for increased durability.

**PROTECTION** - Iceross has been designed to function in a way similar to a compression stocking, i.e. by improving blood circulation while controlling swelling. It also protects skin and newly formed or sensitive scar tissue by reducing potentially damaging shear forces.

**SUSPENSION** - Iceross liners offer 3 different suspension methods; the Iceross Seal-In X5, Seal-In, and Locking so it's easy to find something that will suit your patient needs.



Iceross Seal-In®  
X5 TT Liner

## SUSPENSION METHODS

### SEAL-IN X5

With a series of five seals the Iceross Seal-In X5 liner conforms to the shape of the residual limb and the internal socket wall, providing an airtight seal and improved comfort.

- Rotation control.
- Minimizes pistoning.
- Suspension without a knee sleeve.



SEAL-IN X5

### SEAL-IN

With the ingenious Hypobaric Sealing Membrane (HSM™) the Iceross Seal-In Liner optimizes suspension and comfort while offering ultimate user convenience for daily use.

- Hypobaric suspension without a knee sleeve.
- Ease of donning and doffing.
- Improved rotation control.



SEAL-IN

### LOCKING

The locking feature offers users firm, secure and comfortable suspension. Can be used with either locking or lanyard systems.



LOCKING



# ICEROSS® LINERS BY ÖSSUR

## ICEROSS CHARACTERISTICS

### CUSHION

A soft, extra thick distal pad improves user comfort, protects sensitive distal ends and conforms to irregular distal shape.



### STABILIZING MATRIX

Unique integrated matrix allows radial stretch and limits vertical stretch for increased stability and skin comfort.



### FABRIC COVER

The outer cover provides extreme wear and tear, strength, and durability while allowing radial stretch and comfortable elasticity.



### ACTIVE SKIN CARE

Vaseline® and Aloe Vera are incorporated in Dermalisil® silicone to soothe and help maintain healthy skin.



### DOUBLE DUROMETER

Two silicone durometers work together: Inner layer offers comfort and protection to the skin and outer layer offers shock absorption and stability.



### WAVE

Allows for comfortable stretching of liner across the patella and controls folding of the liner in the sensitive area behind the knee.



### MENTHOL

Menthol is one of our active skin care ingredients, offering the added benefit of a pleasant, fresh smell. The Japanese have been enjoying its properties for over 2000 years. Widely used to relieve minor irritations, menthol has a cooling and calming effect on the skin.



### TIBIAGUARD

A soft, silicone pad with integrated Wave feature provides cushioning for the anterior tibia, while a thinner posterior silicone layer enhances control and proprioception. The combination of the two silicone profiles and the Wave design results in optimal cushioning and freedom of movement.



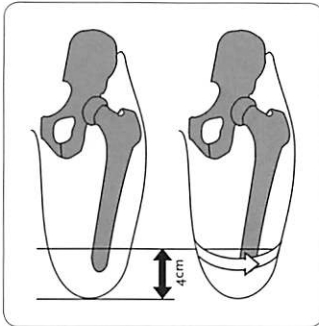
# ICEROSS® LINERS BY ÖSSUR

## TRANSFEMORAL SELECTION

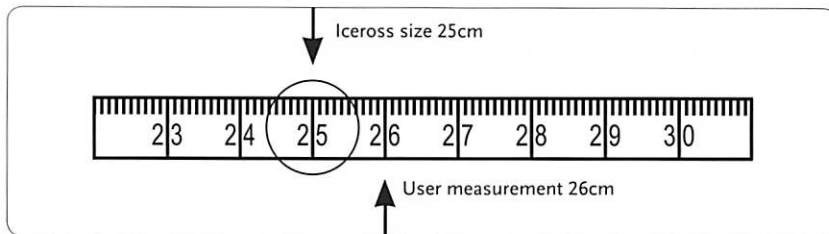
The transfemoral residual limb offers slightly different challenges to the prosthetist than the transtibial residual limb in terms of achieving optimal results from a prosthetic fitting. In recognizing these challenges, Össur was the first to design and introduce a specific Iceross Transfemoral liner to offer comfort, protection and optimal suspension of the transfemoral prosthesis.

1. Size
2. Limb length
3. Profile
4. Use of fitting aids

### 1. SIZE



With the tissue of the residual limb hanging down, measure 4cm proximal to the distal end of the limb and mark this point on the skin. Measure the circumference of the limb at this point with medium tension on the tape measure.



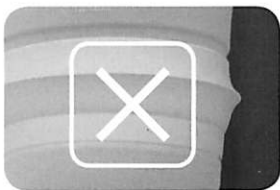
The measurement taken corresponds to the size of Iceross to be used. Select the liner size matching your measurement or, if between sizes, select the next size below. Do not select a size larger than your measurement or more than one size below it. E.g. if the circumference of the limb measures 26cm, select Iceross size 25.

### NOTE - ICEROSS LOCKING LINERS:


The incorporated size-specific umbrella works in conjunction with the matrix. Optimal function of both the umbrella and matrix is dependent on correct size selection of the Iceross liner. Incorrect sizing may cause discomfort to the user, perspiration and reduced control of the prosthesis.

### NOTE - ICEROSS SEAL-IN LINERS:


For Iceross Seal-In liners, it is essential that the Hypobaric Sealing Membrane (HSM™) sits correctly against the liner around its full circumference. Once you have selected the liner according to our instructions, assess the membrane according to the pictures below, visually and manually. Picture 3 is the optimal situation. In some cases, the next size down may need to be selected to achieve this fitting (this is unique to Iceross Seal-In liners and should not be applied to any other Iceross model, including the Iceross Seal-In X5 liners).



1. LINER IS TOO SMALL



2. LINER IS TOO BIG



3. LINER FITS CORRECTLY

The sizing recommendations are intended as a guide. There may be occasions when alternative sizes need to be selected.

# ICEROSS® LINERS BY ÖSSUR

## TRANSFEMORAL SELECTION

### 2. RESIDUAL LIMB LENGTH

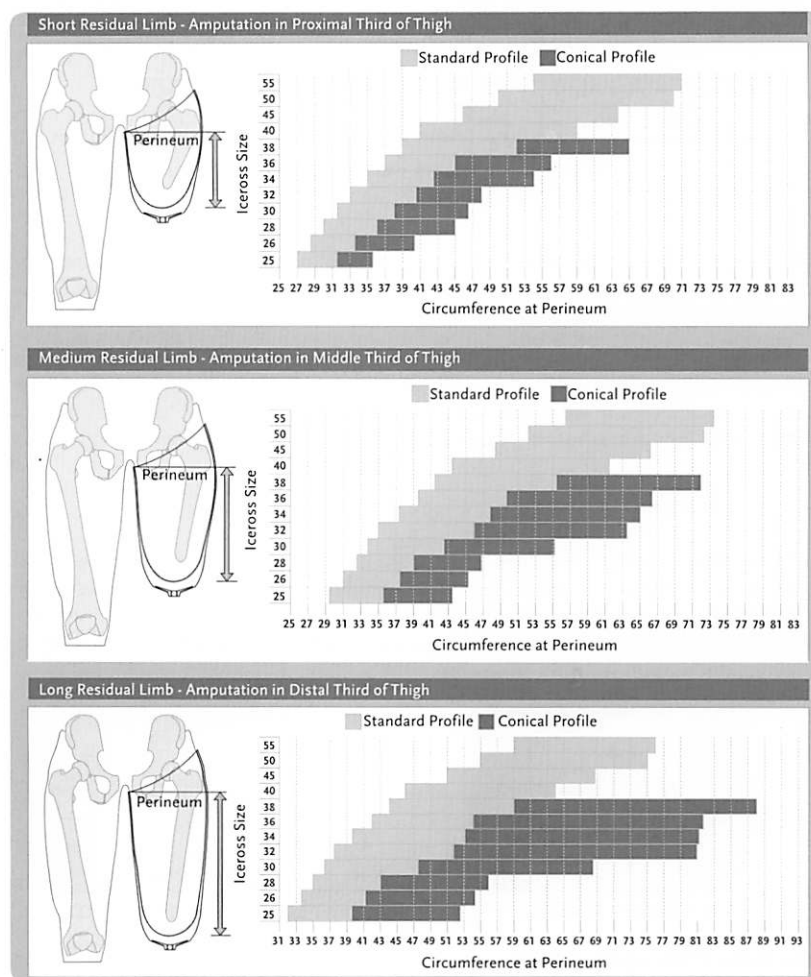
Compare the residual limb length to the sound limb by dividing the sound limb femur into thirds.

- The proximal third is considered SHORT length - refer to selection chart part A.
- The middle third is considered MEDIUM length - refer to selection chart part B.
- The distal third is considered LONG length - refer to selection chart part C.

### 3. PROFILE

Measure and record the circumference of the limb at the level of the perineum, refer to the horizontal axes of the selection chart. If the intersection from the horizontal and vertical axes lies in the light grey area of the selection chart then a standard profile is recommended; if it lies in the dark grey area then a conical profile is recommended.

### 4. FITTING AIDS



Use the principles of profile matching as described in transtibial section on page 23. If there are any deep scars or voids, fill with Iceross Pad or silicone putty.



# ICEROSS SEAL-IN® X5 TRANSFEMORAL LINER

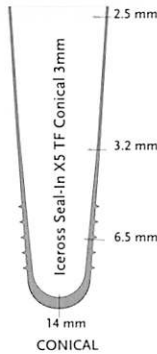
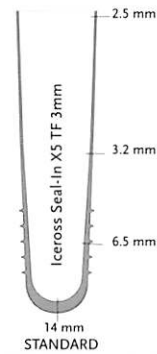


The Iceross Seal-In X5 transfemoral liner is the first liner of its kind with five integrated seals that deliver the most comfortable and secure suspension to date.

Its airtight fit is thanks to the flexible silicone suction suspension system, and its minimized pistoning and enhanced rotational control allows patients to enjoy greater comfort and stability.

It is recommended that Iceross Seal-In X5 Transfemoral Liner is used in conjunction with the Icelock® 500 Series Expulsion Valve.

USER INFORMATION	
Amputation Level:	Transfemoral
Impact Level:	All
LINER INFORMATION	
Size Standard:	25,26,5,28,30,32,34,36,38,40,45,50,55
Size Conical:	25,26,5,28,30,32,34,36,38
Profile:	3mm
Matrix:	Full Length



## SUSPENSION METHOD



SEAL-IN X5

## FEATURES



MATRIX



FABRIC COVER



ACTIVE SKIN CARE



MENTHOL

## PART NUMBER INFORMATION - ICEROSS SEAL-IN X5 TRANSFEMORAL LINER

PART#	PROFILE	SUSPENSION METHOD	MATRIX
I-TF673XX	Standard 3mm	Seal-In X5	Full Length
I-TF678XX	Conical 3mm	Seal-In X5	Full Length

# ICEROSS TRANSFEMORAL SEAL-IN® LINER



The Iceross Transfemoral Seal-In liner offers uncompromised security and freedom of movement for low to extremely active transfemoral amputees. Now with a new textile that has improved the adhesion by 25%, the fabric cover is extremely durable and allows radial stretch and comfortable elasticity.

Össur recommends that Iceross Seal-In Transfemoral Liner is used in conjunction with the Icelock® 500 Series Expulsion Valve.

## USER INFORMATION

Amputation Level: Transfemoral

Impact Level: All

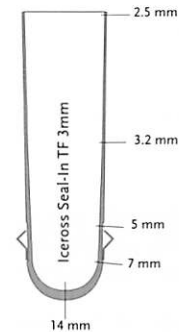
## LINER INFORMATION

Size Standard: 25,26.5,28,30,32,34,36,38,40,45,50,55

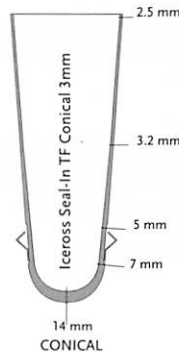
Size Conical: 25,26.5,28,30,32,34,36,38

Profile: 3mm

Matrix: Full Length



STANDARD



CONICAL



## SUSPENSION METHOD



SEAL-IN

## FEATURES



MATRIX



FABRIC COVER



ACTIVE SKIN CARE

## PART NUMBER INFORMATION - ICEROSS TRANSFEMORAL SEAL-IN LINER

PART#	PROFILE	SUSPENSION METHOD	MATRIX
I-7532XX	Standard 3mm	Seal-In	Full Length
I-7632XX	Conical 3mm	Seal-In	Full Length

# ICEROSS® TRANSFEMORAL LINER

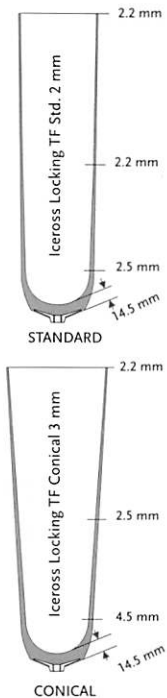


Iceross Transfemoral is the first suspension liner exclusively designed to provide maximum stability and control for transfemoral amputees.

With new textile that has improved the adhesion by 25%, the fabric cover is extremely durable and allows radial stretch and comfortable elasticity.

Össur recommends that Iceross Transfemoral Liner is used in conjunction with the Icelock® 200 Series.

USER INFORMATION	
Amputation Level:	Transfemoral
Impact Level:	All
LINER INFORMATION	
Size Standard:	25,26,5,28,30,32,34,36,38,40,45,50,55,60
Size Conical:	25,26,5,28,30,32,34,36,38
Profile:	2mm and 3mm
Matrix:	Full Length



## SUSPENSION METHOD



LOCKING

## FEATURES



MATRIX



FABRIC COVER



ACTIVE SKIN CARE

## PART NUMBER INFORMATION - ICEROSS TRANSFEMORAL LINER

PART#	PROFILE	SUSPENSION METHOD	MATRIX
I-7032XX	Standard 2mm	Locking	Full Length
I-7132XX	Conical 3mm	Locking	Full Length



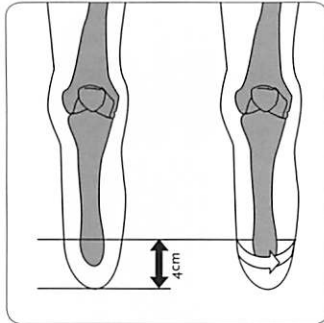
# ICEROSS® LINERS BY ÖSSUR

## TRANSTIBIAL SELECTION

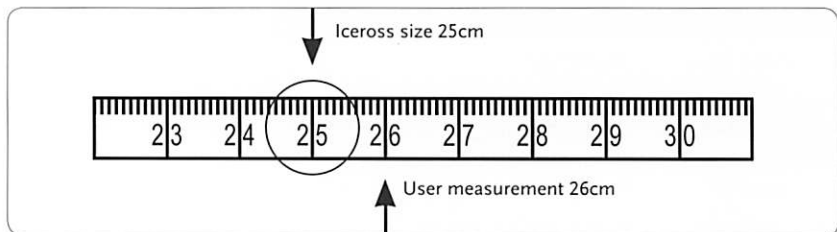
Careful selection of the Iceross liner is required to produce maximum benefit to the user. When selecting the appropriate transtibial Iceross liner the following must be considered:

1. Size of the residual limb
2. Activity/Impact level of the user
3. Use of fitting aids

### 1. SIZE



With the tissue of the residual limb hanging down, measure 4cm proximal to the distal end of the limb and mark this point on the skin. Measure the circumference of the limb at this point.




The measurement taken corresponds to the size of Iceross to be used. Select the liner size matching your measurement or, if between sizes, select the next size below. Do not select a size larger than your measurement or more than one size below the measurement. E.g. if the circumference of the limb measures 26cm, select Iceross size 25.

### NOTE - ICEROSS LOCKING LINERS:

The incorporated size-specific umbrella works in conjunction with the matrix. Optimal function of both the umbrella and matrix is dependent on correct size selection of the Iceross liner. Incorrect sizing may cause discomfort to the user, perspiration and reduced control of the prosthesis.

### NOTE - ICEROSS SEAL-IN LINERS:

For Iceross Seal-In liners, it is essential that the Hypobaric Sealing Membrane (HSM™) sits correctly against the liner around its full circumference. Once you have selected the liner according to our instructions, assess the membrane according to the pictures below, visually and manually. Picture 3 is the optimal situation. In some cases, the next size down may need to be selected to achieve this fitting (this is unique to Iceross Seal-In liners and should not be applied to other Iceross models, including the Iceross Seal-In X5 liners).



1. LINER IS TOO SMALL



2. LINER IS TOO BIG



3. LINER FITS CORRECTLY

The sizing recommendations are intended as a guide. There may be occasions when alternative sizes need to be selected.

# ICEROSS® LINERS BY ÖSSUR

## TRANSTIBIAL SELECTION

### 2. IMPACT LEVELS

The impact levels are important considerations when selecting a liner. Impact levels relate to the amount of loading placed through the Iceross liner.

### 3. FITTING AIDS

The profile of the Iceross is cylindrical with a rounded distal end. This design accommodates most residual limb shapes. There are occasions, however, when a patient will exhibit an unusual or irregular residual limb shape that does not enable a total contact fit between the skin and the Iceross. The fitting aids are designed to work in conjunction with the Iceross to change the profile of unusual or irregular residual limb shapes to match that of the Iceross. This process is known as profile matching.



Assess the residual limb shape:

- If the shape is cylindrical, then no fitting aids are required.
- If the residual limb presents a square or flattened distal end, then an Iceross Pad should be installed distally to ensure profile matching between the end of the residual limb and the rounded end of the Iceross liner.
- If the residual limb is conical in shape, then a Distal Cup could be used in conjunction with the Iceross to help ensure correct profile matching. The Distal Cup will assist in providing a more cylindrical shape prior to fitting the Iceross liner.
- Iceross liner size is selected from a measurement taken over the Distal Cup on the residual limb.
- If the residual limb presents with a bulbous distal end (ankle disarticulation, Symes, Lisfranc, etc.), Iceross use is contraindicated and you should consult your local Össur representative to find an appropriate solution.

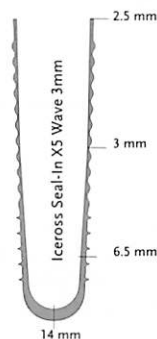
# ICEROSS SEAL-IN® X5 TRANSTIBIAL LINER WITH WAVE



The Iceross Seal-In X5 with Wave incorporates a series of five integrated seals that conform to the shape of the residual limb and the internal socket wall, providing an airtight seal.

The Iceross Seal-In X5 with Wave offers uncompromised security and freedom of movement.

Össur recommends that Iceross Seal-In X5 Transtibial Liner with Wave is used in conjunction with the Icelock® 500 Series Expulsion Valve.



## USER INFORMATION

Amputation Level: Transtibial

Impact Level: All

## LINER INFORMATION

Size Standard: 18,20,22,23.5,25,26.5,28,30,32,34,36

Profile: 3mm

Matrix: 10-13cm

## SUSPENSION METHOD



SEAL-IN X5

## FEATURES



MATRIX



FABRIC COVER



ACTIVE SKIN CARE



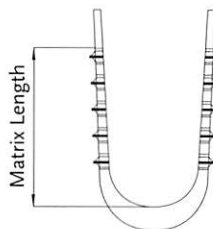
WAVE



MENTHOL

## MINIMUM RECOMMENDED LENGTH OF RESIDUAL LIMB

LINER SIZE	MATRIX LENGTH
18	10cm
20-25	11cm
28-30	12cm
32-36	13cm



Matrix size varies depending on the liner size, the smaller the liner the shorter the matrix.

## PART NUMBER INFORMATION - ICEROSS SEAL-IN X5 TRANSTIBIAL LINER WITH WAVE

PART#	PROFILE	SUSPENSION METHOD	MATRIX
I-3664XX	Wave 3mm	Seal-In X5	10 -13cm




# ICEROSS SEAL-IN<sup>®</sup> X5 TRANSTIBIAL LINER



The Iceross Seal-In X5 incorporates a series of five integrated seals that conform to the shape of the residual limb and the internal socket wall, providing an airtight seal.

Össur recommends that Iceross Seal-In X5 Transtibial Liner is used in conjunction with the Icelock<sup>®</sup> 500 Series Expulsion Valve.

USER INFORMATION	
Amputation Level:	Transtibial
Impact Level:	All
LINER INFORMATION	
Size Standard:	18,20,22,23.5,25,26.5,28,30,32,34,36
Profile:	3mm
Matrix:	10-13cm



ICEROSS<sup>®</sup>  
Transtibial – Seal-In<sup>®</sup>

## SUSPENSION METHOD



SEAL-IN X5

## FEATURES



MATRIX



FABRIC COVER



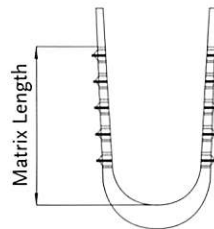
ACTIVE SKIN CARE



MENTHOL CARE

## MINIMUM RECOMMENDED LENGTH OF RESIDUAL LIMB

LINER SIZE	MATRIX LENGTH
18	10cm
20-25	11cm
28-30	12cm
32-36	13cm



Matrix size varies depending on the liner size, the smaller the liner the shorter the matrix.

## PART NUMBER INFORMATION - ICEROSS SEAL-IN X5 TRANSTIBIAL LINER

PART#	PROFILE	SUSPENSION METHOD	MATRIX
I-3663XX	3mm	Seal-In X5	10-13cm


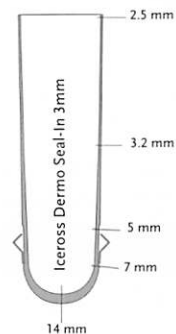
# ICEROSS DERMO SEAL-IN® LINER



Made with the softest silicone, Iceross Dermo cushions the limb while actively caring for the skin. Ideal for vascular patients and those with sensitive skin.

Iceross Dermo is a premium suspension liner that provides superb softness, gentle skin contact and unique Active Skin Care ingredients. The combination of DermoGel® silicone with an ultra-strong and elastic Supplex® fabric cover offers excellent durability and an intimate fit.

Össur recommends that Iceross Dermo Seal-In Liner is used in conjunction with the Icelock® 500 Series Expulsion Valve.



## USER INFORMATION

Amputation Level:	Transtibial
Impact Level:	Low to High

## LINER INFORMATION

Size Standard:	18,20,22,23.5,25,26.5,28,30,32,34,36
Profile:	3mm
Matrix:	10cm

## SUSPENSION METHOD

## FEATURES



## PART NUMBER INFORMATION - ICEROSS DERMO SEAL-IN LINER

PART#	PROFILE	SUSPENSION METHOD	MATRIX
I-4613XX	3mm	Seal-In	10cm

# ICEROSS® SYNERGY™ LINER WITH WAVE

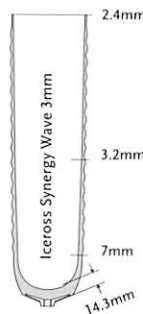


The Iceross Synergy liner with Wave incorporates a unique combination of two different silicone durometers to provide the perfect balance of comfort and stability.

A firm silicone outer layer provides outstanding stability for active use, while a softer shock-absorbing inner layer nurtures the skin, offering superb suspension and comfort.

Iceross Synergy with Wave makes the liner easier to flex at the knee, allowing it to adapt more to the user's movements. Less resistance means that less energy is required to flex the knee.

Össur recommends that Iceross Synergy Liner with Wave is used in conjunction with the Icelock® 600 Series.



## USER INFORMATION

Amputation Level:	Transtibial
Impact Level:	Moderate to Extreme

## LINER INFORMATION

Size Standard:	16,18,20,22,23.5,25,26.5,28,30,32,34,36,40,45
Profile:	3mm
Matrix:	10cm or Custom 2-14cm*

## SUSPENSION METHOD

## FEATURES



LOCKING



MATRIX



FABRIC COVER



ACTIVE SKIN CARE



DOUBLE DURO



WAVE



MENTHOL

## PART NUMBER INFORMATION - ICEROSS SYNERGY LINER WITH WAVE

PART#	PROFILE	SUSPENSION METHOD	MATRIX
I-6303XX	3mm Wave	Locking	10cm
I-6206XX	3mm Wave	Locking	Custom 2-14cm*

\*For a custom matrix, please specify the required matrix length on your order. Please note that deviation in the stabilizing matrix length can be +/- 1.5cm.



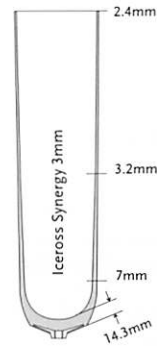
# ICEROSS® SYNERGY™ LINER



The Iceross Synergy liner incorporates a unique combination of two different silicone durometers to provide the perfect balance of comfort and stability.

A firm silicone outer layer provides outstanding stability for active use, while a softer shock-absorbing inner layer nurtures the skin, offering superb suspension and comfort.

Össur recommends that Iceross Synergy Liner is used in conjunction with the Icelock® 600 Series.



USER INFORMATION	
Amputation Level:	Transtibial
Impact Level:	Moderate to Extreme
LINER INFORMATION	
Size Standard:	16,18,20,22,23.5,25,26.5,28,30,32,34,36,40,45
Profile:	3mm
Matrix:	10cm or Custom 2-14cm*

## SUSPENSION METHOD

## FEATURES



## PART NUMBER INFORMATION - ICEROSS SYNERGY LINER

PART#	PROFILE	SUSPENSION METHOD	MATRIX
I-6003XX	3mm	Locking	10cm
I-6203XX	3mm	Locking	Custom 2-14cm*

\*For a custom matrix, please specify the required matrix length on your order. Please note that deviation in the stabilizing matrix length can be +/- 1.5cm.

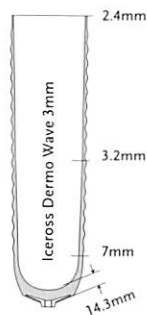
# ICEROSS DERMO® LINER WITH WAVE



Made with the softest silicone, Iceross Dermo cushions the limb while actively caring for the skin. Ideal for vascular patients and those with sensitive skin.

Iceross Dermo is a premium suspension liner that provides superb softness, gentle skin contact and unique Active Skin Care ingredients. The combination of DermoGel® silicone with an ultra-strong and elastic Supplex® fabric cover offers excellent durability and an intimate fit.

Össur recommends that Iceross Dermo Liner with Wave is used in conjunction with the Icelock® 600 series.



ICEROSS®  
Transtibial – Locking

## USER INFORMATION

Amputation Level: Transtibial

Impact Level: Low to High

## LINER INFORMATION

Size Standard: 16,18,20,22,23.5,25,26.5,28,30,32,34,36,40,45

Profile: 3mm

Matrix: 10cm or Custom 2-14cm\*

## SUSPENSION METHOD



LOCKING

## FEATURES



MATRIX



FABRIC COVER



ACTIVE SKIN CARE



WAVE

## PART NUMBER INFORMATION - ICEROSS DERMO LINER WITH WAVE

PART#	PROFILE	SUSPENSION METHOD	MATRIX
I-4313XX	3mm Wave	Locking	10cm
I-4223XX	3mm Wave	Locking	Custom (2-14cm)*

\*For a custom matrix, please specify the required matrix length on your order. Please note that deviation in the stabilizing matrix length can be +/- 1.5cm.

# ICERROSS DERMO® LINER



Made with the softest silicone, Iceross Dermo cushions the limb while actively caring for the skin. Ideal for vascular patients and those with sensitive skin.

Iceross Dermo is a premium suspension liner that provides superb softness, gentle skin contact and unique Active Skin Care ingredients. The combination of DermoGel® silicone with an ultra-strong and elastic Supplex® outer cover offers excellent durability and an intimate fit.

Össur recommends that Iceross Dermo Liner is used in conjunction with the Icelock® 600 Series.

## USER INFORMATION

Amputation Level: Transtibial

Impact Level: Low to High

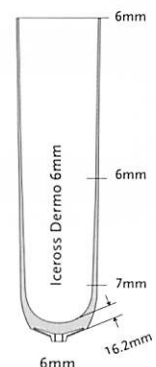
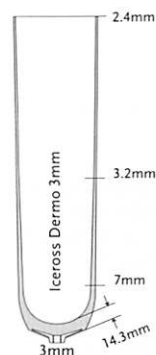
## LINER INFORMATION

Size Standard: 16, 18, 20, 22, 23.5, 25, 26.5, 28, 30, 32, 34, 36, 40, 45\*

Profile: 3mm or 6mm

Matrix: 10cm or Custom 2-14cm\*

\* Iceross Dermo 6mm Custom Liner is not available in the following sizes: 16, 18, 34, 36, 40, 45.



## SUSPENSION METHOD



LOCKING

## FEATURES



MATRIX



FABRIC COVER



ACTIVE SKIN CARE

## PART NUMBER INFORMATION - ICERROSS DERMO LINER

PART#	PROFILE	SUSPENSION METHOD	MATRIX
I-4013XX	3mm	Locking	10cm
I-4213XX	3mm	Locking	Custom 2-14cm*
I-4016XX	6mm	Locking	10cm
I-4216XX	6mm	Locking	Custom 2-14cm*

\*For a custom matrix, please specify the required matrix length on your order. Please note that deviation in the stabilizing matrix length can be +/- 1.5cm.

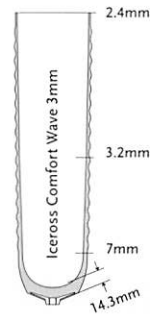


# ICEROSS COMFORT® LINER WITH WAVE



Iceross Comfort is designed with Össur's stabilizing matrix, a size-specific distal attachment and a nylon fabric cover. Iceross Comfort utilizes soft Sensil® silicone and is an ideal liner for residual limbs with bony prominences prone to pressure peaks.

Össur recommends that Iceross Comfort Liner with Wave is used in conjunction with the Icelock® 600 Series.



## USER INFORMATION

Amputation Level:	Transtibial
Impact Level:	Low to Moderate

## LINER INFORMATION

Size Standard:	16,18,20,22,23.5,25,26.5,28,30,32,34,36,40,45
Profile:	3mm

## SUSPENSION METHOD



LOCKING

## FEATURES



MATRIX



FABRIC COVER



WAVE

## PART NUMBER INFORMATION - ICEROSS COMFORT LINER

PART#	PROFILE	SUSPENSION METHOD	MATRIX
I-5306XX	3mm Wave	Locking	10cm

ICEROSS®  
Transtibial – Locking

# ICEROSS COMFORT<sup>®</sup> LINER



Iceross Comfort is designed with Össur's patented stabilizing matrix, a size-specific distal attachment and a nylon fabric cover. Iceross Comfort is an exceptional liner for residual limbs with bony prominences prone to pressure peaks.

Össur recommends that Iceross Comfort Liner is used in conjunction with the Icelock<sup>®</sup> 600 Series.

## USER INFORMATION

Amputation Level: Transtibial

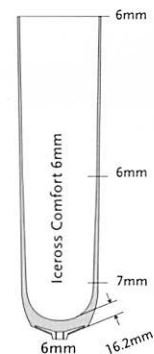
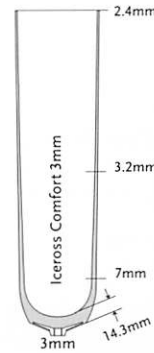
Impact Level: Low to Moderate

## LINER INFORMATION

Size Standard: 16,18,20,22,23.5,25,26.5,28,30,32,34,36,40,45

Profile: 3mm or 6mm

Matrix: 10cm or Custom 2-14cm\*



## SUSPENSION METHOD



## FEATURES



## PART NUMBER INFORMATION - ICEROSS COMFORT LINER

PART#	PROFILE	SUSPENSION METHOD	MATRIX
I-5406XX	3mm	Locking	10cm
I-5506XX	3mm	Locking	Custom 2-14cm*
I-5006XX	6mm	Locking	10cm
I-5106XX	6mm	Locking	Custom 2-14cm*

\*For a custom matrix, please specify the required matrix length on your order. Please note that deviation in the stabilizing matrix length can be +/- 1.5cm.

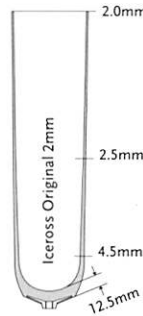
# ICEROSS® ORIGINAL LINER WITH COVER



A straightforward product for stability and suspension, ideal for post-operative use.

The Iceross Original is easy to don and doff and is recommended for users from low to high activity levels who require good stability and suspension. The Stabilizing Matrix effectively minimizes pistoning.

Össur recommends that Iceross Original Liner is used in conjunction with the Icelock® 600 Series.



USER INFORMATION	
Amputation Level:	Transtibial
Impact Level:	Low to High
LINER INFORMATION	
Size Standard:	16,18,20,22,23.5,25,26.5,28,30,32,34,36,38,40,42,45
Profile:	2mm
Matrix:	10cm or Custom 2-14cm*

## SUSPENSION METHOD

## FEATURES



## PART NUMBER INFORMATION - ICEROSS ORIGINAL WITH COVER

PART#	PROFILE	SUSPENSION METHOD	MATRIX
I-0124XX	2mm	Locking	10cm
I-2024XX	2mm	Locking	Custom 2-14cm*

\*For a custom matrix, please specify the required matrix length on your order. Please note that deviation in the stabilizing matrix length can be +/- 1.5cm.

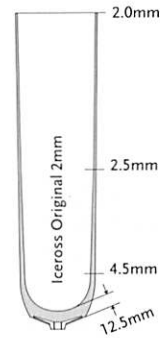
# ICEROSS® ORIGINAL LINER WITHOUT COVER



A straightforward product for straightforward stability and suspension, ideal for post-operative use.

The Iceross Original is easy to don and doff and is recommended for users with any activity level who require good stability and suspension. The stabilizing matrix effectively minimizes pistoning.

Össur recommends that Iceross Original Liner is used in conjunction with the Icelock® 600 Series.



## USER INFORMATION

Amputation Level: Transtibial

Impact Level: Low to High

## LINER INFORMATION

Size Standard: 12,16,18,20,22,23.5,25,26.5,28,30,32,34,36,38,40,42,45

Profile: 2mm

Matrix: 10cm or Custom 2-14cm\*

## SUSPENSION METHOD

## FEATURES



LOCKING



MATRIX

## PART NUMBER INFORMATION - ICEROSS ORIGINAL WITHOUT COVER

PART#	PROFILE	SUSPENSION METHOD	MATRIX
I-0104XX	2mm	Locking	10cm
I-2004XX	2mm	Locking	Custom 2-14cm*

\*For a custom matrix, please specify the required matrix length on your order. Please note that deviation in the stabilizing matrix length can be +/- 1.5cm.



# ICEROSS® ACTIVA WITH TIBIAGUARD™

## CUSHION LINER



The supreme cushion liner for high active users with optimal cushioning, comfort and maximum stability.

The Iceross Activa with TibiaGuard is manufactured with revolutionary techniques that combine different types of silicone to meet the challenging requirements of the high active transtibial user: comfort and stability. The integrated TibiaGuard provides optimal cushioning, while a thinner, stiffer posterior portion enhances maximum stability. This special combination, along with the patented Wave feature offers maximum freedom of movement for the user.

Össur recommends that Iceross Activa is used in conjunction with the new and improved Icelock® 551 in combination with a TSB socket design.



### USER INFORMATION

Amputation Level:	Transtibial
Impact Level:	High to Extreme

### LINER INFORMATION

Size Standard:	18, 20, 22, 23.5, 25, 26.5, 28, 30, 32, 34.
Profile:	2mm

### SUSPENSION METHOD



### FEATURES



### PART NUMBER INFORMATION - ICEROSS ACTIVA WITH TIBIAGUARD

PART#	PROFILE	SUSPENSION METHOD	ITEMS
I-CT62XX	2mm	Cushion	N/A

# ICEROSS® SYNERGY™ CUSHION LINER WITH WAVE



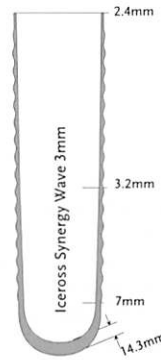
Double the effect, with superb stability and comfort.

The Iceross Synergy Cushion liner with Wave incorporates a unique combination of two different silicone durometers to provide the perfect balance of comfort and stability.

A firm silicone outer layer provides outstanding stability for active use, while a softer shock-absorbing inner layer nurtures the skin, offering superb suspension and comfort.

The Wave feature makes the liner easier to flex at the knee, allowing it to adapt more to the user's movements. Less resistance means that less energy is required to flex the knee. It stretches easily over the patella and effectively controls folding of the liner behind the knee.

Össur recommends that Iceross Synergy Cushion Liner with Wave is used in conjunction with the Iceross Sleeve and the Icelock® 500 Series.



USER INFORMATION	
Amputation Level:	Transtibial
Impact Level:	Moderate to Extreme
LINER INFORMATION	
Size Standard:	16,18,20,22,23.5,25,26.5,28,30,32,34,36,40
Profile:	3mm

## SUSPENSION METHOD



CUSHION

## FEATURES



FABRIC COVER



ACTIVE SKIN CARE



DOUBLE DURO



WAVE



MENTHOL

## PART NUMBER INFORMATION - ICEROSS SYNERGY CUSHION LINER WITH WAVE

PART#	PROFILE	SUSPENSION METHOD
I-CW63XX	3mm Wave	Cushion

# ICEROSS® SYNERGY™ CUSHION LINER

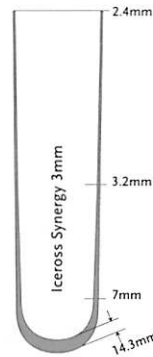


Double the effect, with superb stability and comfort.

The Iceross Synergy Cushion liner incorporates a unique combination of two different silicone durometers to provide the perfect balance of comfort and stability.

A firm silicone outer layer provides outstanding stability for active use, while a softer shock-absorbing inner layer nurtures the skin, offering superb suspension and comfort.

Össur recommends that Iceross Synergy Cushion Liner is used in conjunction with the Iceross Sleeve and the Icelock® 500 Series.



ICEROSS®  
Transtibial – Cushion

USER INFORMATION	
Amputation Level:	Transtibial
Impact Level:	Moderate to Extreme
LINER INFORMATION	
Size Standard:	16,18,20,22,23.5,25,26.5,28,30,32,34,36,40
Profile:	3mm

## SUSPENSION METHOD



CUSHION

## FEATURES



FABRIC COVER



ACTIVE SKIN CARE



DOUBLE DURO



MENTHOL

## PART NUMBER INFORMATION - ICEROSS SYNERGY CUSHION LINER

PART#	PROFILE	SUSPENSION METHOD
I-CL63XX	3mm	Cushion

# ICEROSS DERMO® CUSHION LINER WITH WAVE

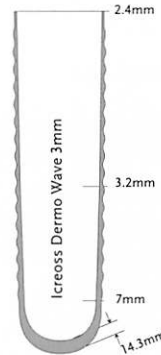


Iceross Dermo Cushion Liner with Wave is made with the softest silicone that actively cares for the skin.

This liner provides superb softness, gentle skin contact and Össur's unique Active Skin Care ingredients. The combination of DermoGel® silicone with an ultra-strong and elastic Supplex® fabric cover offers excellent durability and an intimate fit.

The Wave feature makes the liner easier to flex at the knee, allowing it to adapt more to the user's movements. Less resistance means that less energy is required to flex the knee.

Össur recommends that Iceross Dermo Cushion Liner with Wave is used in conjunction with Iceross Sleeve and Icelock® 500 Series.



USER INFORMATION	
Amputation Level:	Transtibial
Impact Level:	Low to High
LINER INFORMATION	
Size Standard:	16,18,20,22,23.5,25,26.5,28,30,32,34,36,40
Profile:	3mm

## SUSPENSION METHOD



## FEATURES



## PART NUMBER INFORMATION - ICEROSS DERMO CUSHION LINER WITH WAVE

PART#	PROFILE	SUSPENSION METHOD
I-CW43XX	3mm	Cushion



# ICEROSS DERMO® CUSHION LINER



Iceross Dermo Cushion liner is made with the softest silicone that actively cares for the skin.

This liner provides superb softness, gentle skin contact and Össur's unique Active Skin Care ingredients. The combination of DermoGel® silicone with an ultra-strong and elastic Supplex® fabric cover offers excellent durability and an intimate fit.

Össur recommends that Iceross Dermo Cushion Liner is used in conjunction with Iceross Sleeve and Icelock® 500 Series.

## USER INFORMATION

Amputation Level: Transtibial

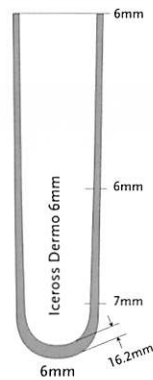
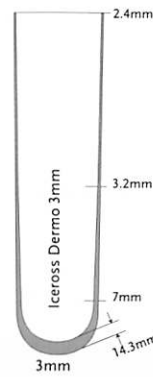
Impact Level: Low to High

## LINER INFORMATION

Size Standard: 16,18,20,22,23.5,25,26.5,28,30,32,34,36,40\*

Profile: 3mm or 6mm

\*Size 40 is only available in 3mm.



ICEROSS®  
Transtibial – Cushion

## SUSPENSION METHOD



## FEATURES



## PART NUMBER INFORMATION - ICEROSS DERMO CUSHION LINER

PART#	PROFILE	SUSPENSION METHOD
I-CL43XX	3mm	Cushion
I-CL46XX	6mm	Cushion

# ICEROSS COMFORT® CUSHION LINER



Iceross Comfort is designed with Össur's Sensil® silicone and a nylon fabric cover. Iceross Comfort is an exceptional liner for residual limbs with bony prominences prone to pressure peaks, and/or conical residual limbs.

Össur recommends that Iceross Comfort Cushion Liner is used in conjunction with the Iceross Sleeve and Icelock® 500 Series.

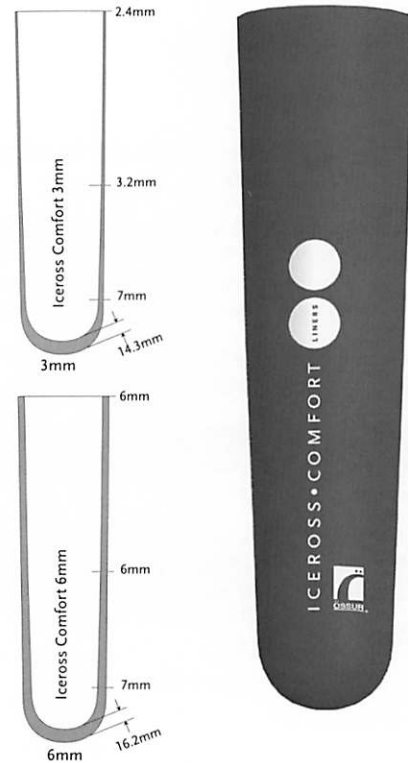
## USER INFORMATION

Amputation Level:	Transtibial
Impact Level:	Low to Moderate

## LINER INFORMATION

Size Standard:	16,18,20,22,23.5,25,26.5,28,30,32,34,36,40*
Profile:	3mm or 6mm

\*Size 40 is only available in 3mm.



## SUSPENSION METHOD



## FEATURES



## PART NUMBER INFORMATION - ICEROSS COMFORT CUSHION LINER

PART#	PROFILE	SUSPENSION METHOD
I-CL53XX	3mm	Cushion
I-CL56XX	6mm	Cushion

# ICEROSS® SLEEVE

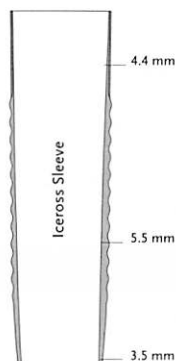


The Iceross Sleeve generates good suction, more security and less resistance at the knee.

Össur took the Wave technology to the next level when developing the Iceross Sleeve. The Wave feature makes the liner easier to flex at the knee, allowing it to adapt more to the user's movements. Less resistance means that less energy is required to flex the knee. It stretches effectively at the front and folds in a controlled way behind the knee.

The profile of the sleeve is thicker around the socket brims, focusing on strength at selected areas to reduce wear and tear.

It is recommended to use the Iceross Sleeve in conjunction with the Iceross Cushion Liner Range.



## USER INFORMATION

Amputation Level:	Transtibial
Impact Level:	All

## SLEEVE INFORMATION

Size:	35,41,49,55,62
-------	----------------

## PART NUMBER INFORMATION - ICEROSS SLEEVE

Measure circumference 15cm above mid-patella and choose the correct size.

PART#	SIZE	MEASUREMENTS
F-201135	35	35-41cm
F-201141	41	41-49cm
F-201149	49	49-55cm
F-201155	55	55-62cm
F-201162	62	62-76cm

## ICEFLEX® ENDURANCE SLEEVE



The Iceflex Endurance suction suspension sleeve is designed to fit over any definitive prosthetic socket. When used with a distal locking device, it provides additional security to users. In some cases the Iceflex Endurance can serve as a locking device in itself when used over a liner and definitive socket with a suction valve, ensuring that no air enters the definitive socket from above.



### USER INFORMATION

Amputation Level:	Transtibial
Impact Level:	Moderate to High

### PART NUMBER INFORMATION - ICEFLEX ENDURANCE SLEEVE

Measure circumference 15cm above mid-patella.

PART#	SIZE	LENGTH	MEASUREMENTS
F-010735	35	36mm	35-41cm
F-010741	41	36mm	41-49cm
F-010749	49	36mm	49-55cm
F-010755	55	36mm	55-62cm
F-010762	62	36mm	62-69cm

## ICEFLEX® BALANCE SLEEVE



This economically priced sleeve features soft silicone and a nylon/Lycra® cover. The nylon ensures strength and Lycra provides elasticity, while our silicone offers optimal adhesion.



### USER INFORMATION

Amputation Level:	Transtibial
Impact Level:	Low to Moderate

### PART NUMBER INFORMATION - ICEFLEX BALANCE SLEEVE

Measure circumference 15cm above mid-patella.

PART#	SIZE	LENGTH	MEASUREMENTS
F-101035	35	36mm	35-49cm
F-101049	49	36mm	49-62cm
F-101062	62	36mm	62-69cm



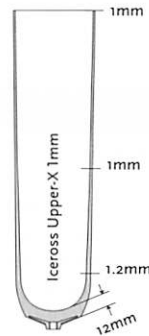
# ICEROSS® UPPER-X LINER



The Iceross Upper-X liner is a comfortable liner with an excellent suspension method for upper-extremity amputees.

Unlike other current methods of suspension, Iceross Upper-X eliminates the need for straps and belts and has an ultra-thin, pliable profile that provides more user comfort and increased limb sensation. Superb suspension is obtained by combining quality DermoSil™ silicone with a full-matrix outer cover that virtually eliminates pistoning while allowing radial stretch for volume accommodation. A unique rolling method makes donning and doffing hassle-free.

Össur recommends that Iceross Upper-X liner is used in conjunction with the Icelock® 700 Series.



## USER INFORMATION

Amputation Level:	Transradial and Transhumeral
Impact Level:	All

## LINER INFORMATION

Size Standard:	12,14,16,18,20,22
Profile:	1mm

## SUSPENSION METHOD



LOCKING

## FEATURES



MATRIX



FABRIC COVER



ACTIVE SKIN CARE

## PART NUMBER INFORMATION - ICEROSS UPPER-X LINER

PART#	PROFILE	SUSPENSION METHOD	MATRIX
I-8131XX	1mm	Locking	Full Length

# ICEROSS® ACCESSORIES

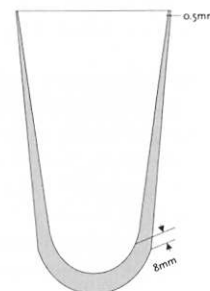
## ICEROSS DISTAL CUP

Distal Cup is needed for use with Iceross. It is made from silicone and is designed for conical and/or sensitive residual limbs that require volume build-up.

### PRODUCT INFORMATION

Size: 06,07,09,11,12,14,16,17,19,20,22,24,26

To select the correct Distal Cup size, the circumference is measured approximately 4cm above the distal end of the residual limb. Select the Distal Cup two or three sizes smaller than the measurement and roll on. To select the correct Iceross size to fit over the Distal Cup, the circumference is measured approximately 4cm above the end of the Distal Cup. Select Iceross size as measured or the next size down.




PART#	DESCRIPTION
I-3000XX	Distal Cup

## ICEROSS PADS

Iceross Pads are ideal for pressure distribution in highly loaded areas, padding over bony prominences and as a filler for deep voids and scarred residual limbs.

### PRODUCT INFORMATION

PART#	SIZE	THICKNESS	FITS ICEROSS SIZE
I-610338	38mm	10mm	12-20
I-610348	48mm	10mm	21-23
I-610358	58mm	10mm	25-28
I-610368	68mm	10mm	30-32
I-610378	78mm	10mm	34-36
I-610388	88mm	10mm	38-42
I-610398	98mm	10mm	45



## SILICONE ADHESIVE

Helpful to repair minor damage to the Iceross liners or sleeves and for stabilization of fabric cover on Iceross Transfemoral liners after trimming.

PART#	DESCRIPTION
I-400310	Silicone Adhesive 7g



# ICEROSS® ACCESSORIES

## ICEROSS CLEAN & SIMPLE

Iceross Clean & Simple skin care products have been developed carefully to ensure that the use and maintenance of Iceross liners is convenient, comfortable and hygienic.

### ICEROSS CLEAN & SIMPLE SET 1

This set includes one bottle each of soap, moisturizing lotion and lubricant spray.

PART#	DESCRIPTION
S-010001	1 Soap, 1 Lotion & 1 Lubricant Spray



### ICEROSS CLEAN & SIMPLE SET 2

This set includes two bottles of soap and one bottle of moisturizing lotion.

PART#	DESCRIPTION
S-010002	2 Soap, 1 Lotion



### ICEROSS CLEAN & SIMPLE SOAP

Iceross Clean & Simple soap is a mild liquid soap for daily hygienic treatment of the skin and the silicone liner. Free from fragrances and dyes, it is designed for sensitive skin and contains natural ingredients that nourish and soften the skin. It has a pH of 5.5 and is hypoallergenic.

PART#	DESCRIPTION
S-210250	Soap 250ml

### ICEROSS CLEAN & SIMPLE MOISTURIZING LOTION

Iceross Clean & Simple Moisturizing Lotion is a non-greasy restorative lotion that nourishes and softens the skin. It is fragrance and dye-free, has a pH of 5.5 and is hypoallergenic.

PART#	DESCRIPTION
S-410250	Iceross Clean & Simple Moisturizing Lotion 250ml

### ICEROSS CLEAN & SIMPLE LUBRICANT SPRAY

Iceross Clean & Simple Lubricant Spray aids the donning and doffing of Iceross Seal-In X5 Liners and Iceross Original Liner without fabric cover.

PART#	DESCRIPTION
S-610250	Iceross Clean & Simple Lubricant Spray 250ml


# ICEROSS® ACCESSORIES

## ICEROSS CURVEMASTER

PART#	DESCRIPTION
K-220000	Iceross Curvemaster
K-200150	Replacement Cutting Wheels Set

Includes:

- Upper cutting wheel (K-200126)
- Lower cutting wheel (K-200127)
- Friction ring (K-200118)



## ICEROSS INTERFACE SHEATH

The Interface Sheath makes donning and doffing of the socket easier. Designed with a reinforced distal opening for durability.

PART#	DESCRIPTION	LENGTH
K-190200	Interface Sheath	28cm



# ICEROSS® ACCESSORIES

## ICEROSS SOCKS

The Iceross socks are thin distally to prevent the residual limb from being pushed out of the socket as more socks are added. This will ensure good function from the socket lock. Designed with a fully knitted hole for the distal connector and proper function of the lock.



PART#	DESCRIPTION	LENGTH
K-520002	Iceross Sock 2-Ply – 2 Socks in a Pack	32cm
K-520004	Iceross Sock 4-Ply – 2 Socks in a Pack	33cm

## ICEROSS SEAL-IN SOCKS

The Iceross Seal-In sock is designed to work in combination with the Iceross Seal-In liner to obtain an improved fit if volume reduction is experienced in the proximal area of the residium. The Iceross Seal-In sock is intended for use above the Hypobaric Sealing Membrane (HSM™) only and should never cross it.



PART#	SIZE	ICEROSS SIZE	LENGTH	PLY
K-531110	10	16-25	35cm	1
K-531113	13	26-34	35cm	1
K-531116	16	36-45	35cm	1
K-531120	20	50-55	35cm	1
K-531310	10	16-25	35cm	3
K-531313	13	26,5-34	35cm	3
K-531316	16	36-45	35cm	3
K-531320	20	50-55	35cm	3



Note: Loss of suspension will occur if a sock is placed over the HSM Seal.





---

# MECHANICAL KNEES BY ÖSSUR

---

## MAUCH KNEES

---



MAUCH KNEE



MAUCH KNEE PLUS

---

## TOTAL KNEES

---



TOTAL KNEE 1900



TOTAL KNEE 2000



TOTAL KNEE 2100



---

# MAUCH<sup>®</sup> KNEE

---

## THE INVENTOR

---

A German scientist and engineer, Hans Mauch was fascinated by the field of rehabilitative medicine. From the late 1950s he devoted his energies to prosthetic development. Building on studies sponsored by America's Veterans Administration, he collaborated with fellow scientist Ulrich Henschke to design the Mauch hydraulic knee system.



Hans Mauch

---

## WHY MAUCH KNEES FROM ÖSSUR?

---

Mauch's progressively designed hydraulic systems provide amputees with a less strenuous and more controlled means of ambulation on varied terrains and in sports activities. From running, to walking step over step down stairs, Mauch offers a smooth natural gait and a high level of flexibility for more active lifestyles.



Mauch Knee

# MAUCH<sup>®</sup> KNEE



Don't be fooled by the sophisticated profile, with the extension stop, lightweight Aluminum construction and enhanced spherical bearings, the Mauch Knee is capable of withstanding the most unpredictable conditions.

- Single axis hydraulic knee system with swing and stance control (SNS<sup>®</sup>). Designed for multi-speed ambulation.
- Durable and secure motion.
- Ultra-durable Aluminum frame.
- Weight limit of 136kg.
- Roller bearings at knee axis and cylinder attachment points for smooth action.
- Yielding stance control.
- Mode selector switch allows manual locking and free swing functions.
- Smooth profile assists with cosmetic finishing.
- Low swing resistance kits and high stance resistance kits are also available.



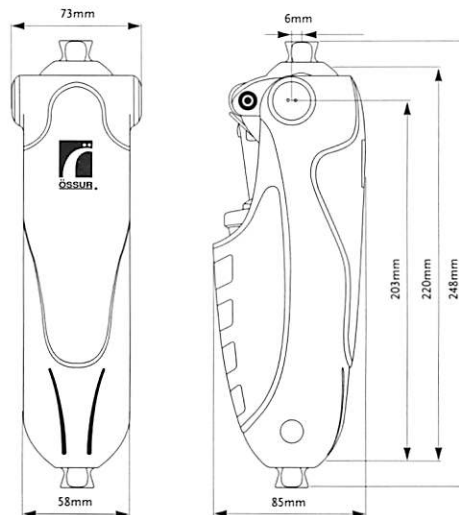
## PATIENT PROFILE:

Amputation Level:	Transfemoral
Impact Level:	Moderate to Extreme
Maximum Patient Weight:	136kg

## PRODUCT INFORMATION:

Build Height:	248mm
Weight of Knee (with Cylinder):	1.14kg
Flexion:	Stop at 115°

## CLEARANCE





# MAUCH<sup>®</sup> KNEE

## KITS

PART#	DESCRIPTION
MKN01360	Mauch Knee Kit SNS
MKN01361*	Mauch Knee Kit SNS - Low Swing Resistance
MKN01362*	Mauch Knee Kit Swing Only
MKN01363	Mauch Knee Kit SNS - High Stance Resistance

\*Special Order

## COMPONENTS

PART#	DESCRIPTION
MKA01361	Knee Ball, Screw, Btn Head
MKA01362	Cover, Front
MKA01363	Cover, Rear, Sub Assembly
MKA01364	Plug, Side
MKA01365*	Extension Stop, Soft
MKA01366*	Extension Stop, Hard

\*Special Order

Note: Extension stops may NOT be exchanged in the field – replacement required in Össur factory.

# MAUCH® KNEE PLUS



The Mauch Knee Plus is a heavy duty version of the Mauch Knee. Built on the same advanced technology, it was developed in order to accommodate the needs of users requiring a higher weight limit. A slightly different and more robust frame means that the Mauch Knee Plus offers all of the benefits of the standard Mauch Knee to patients up to 166kg.

- Single axis hydraulic knee system with swing and stance control (SNS®).
- Designed for multi-speed ambulation.
- Ultra durable Aluminum frame.
- Durability and more secure motion.
- Weight limit of 166kg.
- Roller bearings at knee axis and cylinder attachment points for smooth action.
- Yielding stance control.
- Mode selector switch allows manual locking and free swing functions.
- Universal 4-hole mounting patterns for versatile adapter options.
- Option for through hole or threaded hole top bracket.
- Low swing resistance kits and high stance resistance kits are also available.



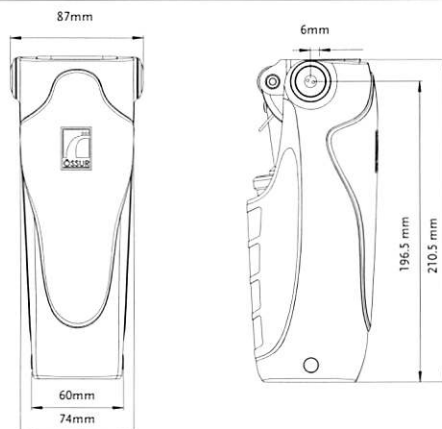
## PATIENT PROFILE:

Amputation Level:	Transfemoral
Impact Level:	Moderate to Extreme
Maximum Patient Weight:	166kg

## PRODUCT INFORMATION:

Build Height:	210.5mm
Weight of Knee (with Cylinder):	1.21kg
Flexion:	Stop at 125°

## CLEARANCE



# MAUCH® KNEE PLUS

## KITS

PART#	DESCRIPTION
MKN01660	Mauch Knee Kit SNS
MKN01661*	Mauch Knee Kit SNS - Low Resistance
MKN01662*	Mauch Knee Kit Swing Only
MKN01663*	Mauch Knee Plus Kit SNS - Through Hole
MKN01664*	Mauch Knee Plus Kit SNS - Low Swing Resistance - Through Hole
MKN01665*	Mauch Knee Plus Kit Swing Only - Through Hole
MKN01666	Mauch Knee Plus Kit SNS - High Stance Resistance
MKN01667	Mauch Knee Plus Kit SNS - High Stance Resistance - Through Hole

\*Special Order

## SOCKET ADAPTER OPTIONS

Recommended to allow full knee flexion with direct socket attachment.

PART#	DESCRIPTION	BUILD HEIGHT	WEIGHT
A-125100	4-Hole Socket Adapter / Titanium	18.5mm	12g



## COMPONENTS

PART#	DESCRIPTION
MKA01661	Knee Ball, Screw, Btn Head
MKA01662	Cover, Front
MKA01663	Cover, Rear, Sub Assembly
MKA01664	Plug, Side
MKA01365*	Extension Stop, Soft
MKA01366*	Extension Stop, Hard

\*Special Order

Note: Extension stops may NOT be exchanged in the field – replacement required in Össur factory.

---

# TOTAL KNEE®

---

## THE INVENTOR

---

Total Knee was the brain-child of Swedish inventor Finn Gramnas. Unhappy with the heavy and unwieldy prosthesis his six-year-old daughter was being offered in 1986, he retired to his garage and began inventing something far superior. Perhaps the world's youngest R&D specialist, Lisa Gramnas helped her father fine-tune dozens of prototypes for the Total Knee.



Finn & Lisa Gramnas

---

## WHY THE TOTAL KNEE?

---

The uniqueness of the Total Knee is the Geometric Lock, which keeps the knee from collapsing when it is in full extension. Its polycentric design imitates natural knee motion, while the adjustable "stance-flex bumper" acts as a shock absorber, simulating the flexing action that occurs in the normal knee while walking or running.



Total Knee 2000

# TOTAL KNEE® 1900



The industry standard in polycentric knees, the Total Knee, has been redesigned and given a whole new look. Now the knee is stronger and more durable.

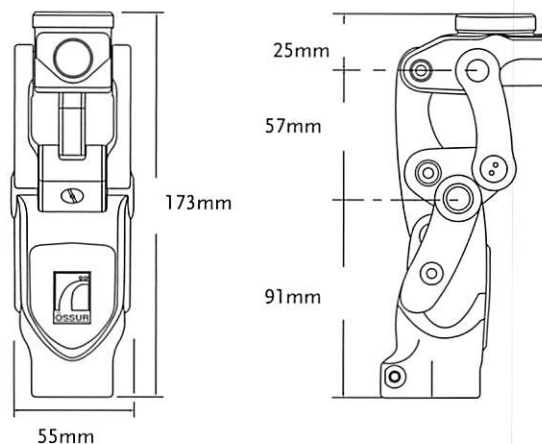
The knee accommodates everyday walking requirements. Through use of friction within an elastic polymer medium, the swing phase is controlled and steady. That combined with the extension promoter which assists in limiting heel rise and moving the knee into a fully extended position, ensures every amputee has access to the superior attributes of a Total Knee.

- Designed for single speed ambulators.
- Polycentric knee with geometric locking system.
- Unique swing phase control through use of friction within an elastic polymer medium.
- Adjustable stance flexion.
- Adjustable extension promoter.
- Low build height, useful for long transfemoral limbs or knee disarticulation.



PATIENT PROFILE:		PRODUCT INFORMATION:	
Amputation Level:	Transfemoral and Knee Disarticulation	Build Height:	173mm
Impact Level:	Low	Weight of Knee:	675g
Maximum Patient Weight:	100kg	Flexion:	Stop at 160°

## CLEARANCE





# TOTAL KNEE® 1900

## KITS

PART#	DESCRIPTION
1900	Total Knee 1900

## COSMETIC FINISHING

PICTURE	PART#	DESCRIPTION
1	2045	Shin Fairing, Black
2	2050	Knee Cap, Small, Black
3	2051	Knee Cap, Large, Beige



## COMPONENTS

### BUMPER SELECTION CHART

PART#	DESCRIPTION	COLOR	DUROMETER	PATIENT WEIGHT
2000-204G	Bumper	Green	Soft	35kg to 50kg
2000-204B	Bumper	Black	Regular	50kg to 70kg
2000-204R	Bumper	Red	Firm	70kg to 90kg
2000-204Y	Bumper	Yellow	Extra firm	90kg to 100kg

### BUMPER KIT

PART#	DESCRIPTION
2000-KIT	A complete set of bumpers and shims

Includes:

- 1 Bumper of each durometer:
- 1 Shim 0.38mm
- 1 Shim 0.76mm

### BUMPER COVER

PART#	DESCRIPTION
2059	Bumper cover for Total Knee 1900 and 2000

# TOTAL KNEE® 1900

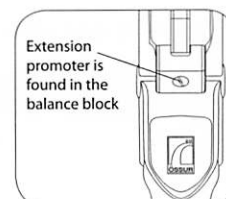
## COMPONENTS

### SHIMS

PART#	DESCRIPTION
2000-205A	0.38mm Plastic Shim
2100-205B	0.76mm Plastic Shim

### EXTENSION PROMOTER

PART#	DESCRIPTION
1905	Assists in limiting heel rise and moving the knee into a fully extended position



### EXTENSION ASSIST

PART#	DESCRIPTION
2070S	Fully assembled extension assist with yellow (regular) spring inserted

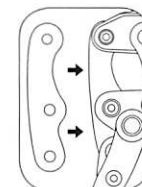
Includes:

- Blue spring (firm)
- Red spring (extra firm)

### BACK LINK (POSTERIOR LINKAGE)

PART#	DESCRIPTION
1900-SSB	A high load back-link is available for use with the Total Knee 1900

Note: There is an additional charge for these special back links.



### TOTAL KNEE ADAPTERS

PICTURE	PART#	DESCRIPTION	MATERIAL	WEIGHT LIMIT	WEIGHT
1.	A-122300	Euro 4-Hole Adapter	Aluminum	125kg	65g
2.	A-834300	Male Pyramid Adapter	Stainless Steel	100kg	111g
2.	A-835300	Male Pyramid Adapter	Titanium	166kg	80g
3.	A-845300	Female Pyramid Adapter	Titanium	166kg	85g



# TOTAL KNEE® 2000



The industry standard in polycentric knees, the Total Knee, has been redesigned and given a whole new look. Now the knee is stronger and more durable.

This is the go-to knee for superior shock absorption, increased comfort and a more natural gait. Mid-swing shortening offers increased toe clearance during swing to prevent hip-hiking and the 3-phase hydraulic swing control accommodates changes in walking speed. Plus, the adjustable stance flexion feature mimics the knee flexion that occurs during early stance, reducing shock and stress on the residual limb.

- Designed for multi-speed ambulators.
- Polycentric knee with geometric locking system.
- Swing control adjustments through 3-phase (3-valve) hydraulic system.
- Adjustable stance flexion.
- Adjustable extension promoter.
- Low build height, useful for long transfemoral limbs or knee disarticulation.

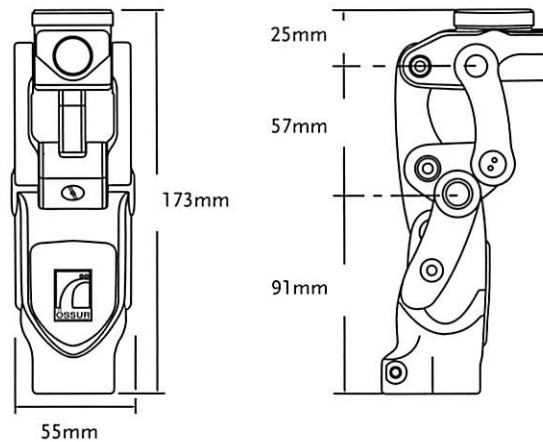


KNEES

PATIENT PROFILE:	
Amputation Level:	Transfemoral and Knee Disarticulation
Impact Level:	Moderate to High
Maximum Patient Weight:	100kg

PRODUCT INFORMATION:	
Build Height:	173mm
Weight of Knee:	690g
Flexion:	Stop at 160°

## CLEARANCE



# TOTAL KNEE® 2000

## KITS

PART#	DESCRIPTION
2000	Total Knee 2000

## COSMETIC FINISHING

PICTURE	PART#	DESCRIPTION
1	2045	Shin Fairing, Black
2	2050	Knee Cap, Small, Black
3	2051	Knee Cap, Large, Beige



## COMPONENTS

### BUMPER SELECTION CHART

PART#	DESCRIPTION	COLOR	DUROMETER	PATIENT WEIGHT
2000-204G	Bumper	Green	Soft	35kg to 50kg
2000-204B	Bumper	Black	Regular	50kg to 70kg
2000-204R	Bumper	Red	Firm	70kg to 90kg
2000-204Y	Bumper	Yellow	Extra firm	90kg to 100kg

### BUMPER KIT

PART#	DESCRIPTION
2000-KIT	A complete set of bumpers and shims

Includes:

- 1 Bumper of each durometer:
- 1 Shim 0.38mm
- 1 Shim 0.76mm

### BUMPER COVER

PART#	DESCRIPTION
2059	Bumper cover for Total Knee 1900 and 2000

# TOTAL KNEE® 2000

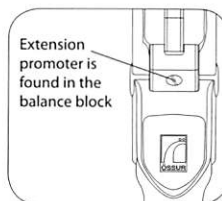
## COMPONENTS

### SHIMS

PART#	DESCRIPTION
2000-205A	0.38mm Plastic Shim
2000-205B	0.76mm Plastic Shim

### EXTENSION PROMOTER

PART#	DESCRIPTION
1905	Assists in limiting heel rise and moving the knee into a fully extended position



### EXTENSION ASSIST

PART#	DESCRIPTION
20705	Fully assembled extension assist with yellow (regular) spring inserted

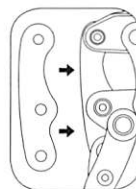
Includes:

- Blue spring (firm)
- Red spring (extra firm)

### BACK LINK (POSTERIOR LINKAGE)

PART#	DESCRIPTION
1900-SSB	A high load back-link is available for use with the Total Knee 2000

Note: There is an additional charge for these special back links..



### TOTAL KNEE ADAPTERS

PICTURE	PART#	DESCRIPTION	MATERIAL	WEIGHT LIMIT	WEIGHT
1.	A-122300	Euro 4-Hole Adapter	Aluminum	125kg	65g
2.	A-834300	Male Pyramid Adapter	Stainless Steel	100kg	111g
2.	A-835300	Male Pyramid Adapter	Titanium	166kg	80g
3.	A-845300	Female Pyramid Adapter	Titanium	166kg	85g





# TOTAL KNEE® 2100



The Total Knee 2100 is a highly refined polycentric knee with 3-phase hydraulic swing control designed to withstand the rigors of more active amputees. With a weight limit of 125kg and 25% increased fluid capacity over Model 2000, the Total Knee 2100 offers the ultimate in stability, control, efficiency and durability.

- Polycentric knee designed for multi-speed ambulation, higher impact levels and heavier loads.
- Geometric locking system.
- 30mm pylon adaptability.
- Adjustable stance flexion.
- Adjustable extension promoter.
- Low build height, useful for long transfemoral limbs or knee disarticulation.



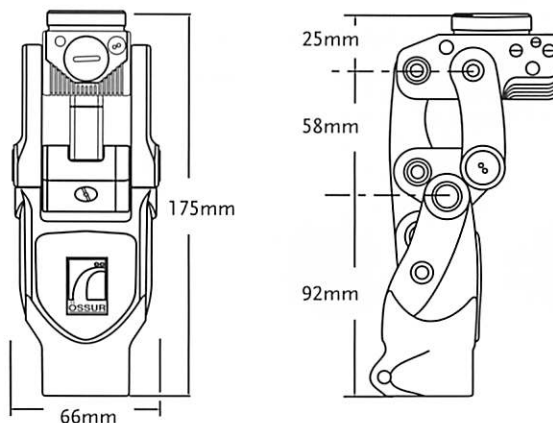
## PATIENT PROFILE:

Amputation Level:	Transfemoral and Knee Disarticulation
Impact Level:	Moderate to Extreme
Maximum Patient Weight:	125kg

## PRODUCT INFORMATION:

Build Height:	175mm
Weight of Knee:	900g
Flexion:	Stop at 160°

## CLEARANCE



# TOTAL KNEE® 2100

## KITS

PART#	DESCRIPTION
2100	Total Knee 2100

## COSMETIC FINISHING

PICTURE	PART#	DESCRIPTION
1	2145	Shin Fairing, Black
2	2150	Knee Cap, Small, Black
3	2151	Knee Cap, Large, Beige



## COMPONENTS

### BUMPER SELECTION CHART

PART#	DESCRIPTION	COLOR	DUROMETER	PATIENT WEIGHT
2100-317B	Bumper	Black	Soft	50kg to 70kg
2100-317R	Bumper	Red	Regular	70kg to 90kg
2100-317Y	Bumper	Yellow	Firm	90kg to 110kg
2100-317O	Bumper	Orange	Extra firm	110kg to 125kg

Note: The knee comes with a red bumper.

### BUMPER KIT

PART#	DESCRIPTION
2100-KIT	A complete set of bumpers and shims

Includes:

1 Bumper of each durometer:

- 1 Shim 0.38mm
- 1 Shim 0.76mm

### BUMPER COVER

PART#	DESCRIPTION
2100-717	Bumper cover for Total Knee 2100

# TOTAL KNEE® 2100

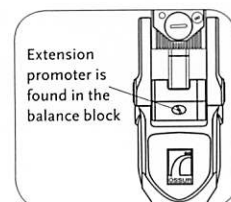
## COMPONENTS

### SHIMS

PART#	DESCRIPTION
2100-312A	0.38mm Plastic Shim
2100-312B	0.76mm Plastic Shim

### EXTENSION PROMOTER

PART#	DESCRIPTION
1905	Assists in limiting heel rise and moving the knee into a fully extended position



### EXTENSION ASSIST

PART#	DESCRIPTION
2070S	Fully assembled extension assist with yellow (regular) spring inserted

Includes:

- Blue spring (firm)
- Red spring (extra firm)

### GREASE GUN

PART#	DESCRIPTION
2105	Grease for Total Knee 2100

### PYLON INSERT FOR 34MM

PART#	DESCRIPTION
2100-335	Aluminum pylon insert (split) for 30mm tubes

### TOTAL KNEE ADAPTERS

PICTURE	PART#	DESCRIPTION	MATERIAL	WEIGHT LIMIT	WEIGHT
1.	A-122300	Euro 4-Hole Adapter	Aluminum	125kg	65g
2.	A-834300	Male Pyramid Adapter	Stainless Steel	100kg	111g
2.	A-835300	Male Pyramid Adapter	Titanium	166kg	80g
3.	A-845300	Female Pyramid Adapter	Titanium	166kg	85g







FLEX-FOOT®

# FLEX-FOOT® FEET

## CLASSIC FLEX-FOOT



VARI-FLEX WITH EVO



LP VARI-FLEX WITH EVO



MODULAR III

## SHOCK/ROTATION



CETERUS



LP CETERUS



RE-FLEX VSP



TALUX



FLEX-FOOT AXIA

## MULTI-AXIAL

## LOW IMPACT



FLEX-FOOT ASSURE



FLEX-FOOT BALANCE

## SPECIAL APPLICATION



ELATION



FLEX-SYMES



CHOPART



---

# FLEX-FOOT®

---

## THE INVENTOR

---

Flex-Foot was first introduced in 1984 by prosthetic user, research prosthetist, and inventor Van Phillips.

Two critical breakthroughs made these products unique and revolutionized the everyday aspirations of amputees. The first, energy storage and release, is a function inherent in the patented carbon fiber design of Flex-Foot. The second, vertical shock absorption, enables a more natural gait and protects the sound limb and remaining joints of the amputated limb from excessive shock.



Van Phillips

---

## WHY FLEX-FOOT?

---

Different functions are available within the Flex-Foot range to suit individual needs. All models offer significant advantages over conventional prosthetic feet. Twenty years of scientific material research lead to this unparalleled design, making Flex-Foot the ideal choice for durability, comfort and performance.



Vari-Flex with EVO

# FLEX-FOOT®

## FLEX-FOOT CHARACTERISTICS

### FULL LENGTH TOE LEVER

The full-length keel/toe lever matches the length of the sound foot, giving a smoother, symmetrical gait.

Benefits: Improved walking symmetry and diminished impact to the sound limb.



### PROPORTIONAL RESPONSE

The layering of carbon fiber optimizes the deflection of the forefoot from mid-stance to toe-off and is proportional to the user's weight and impact level.

Benefits: Customized construction optimizes walking efficiency thus reducing fatigue for the user.



### ACTIVE TIBIAL PROGRESSION

Vertical forces generated at heel contact are initially absorbed and translated into forward motion described as Active Tibial progression.

Benefits: More natural gait and reduced walking effort.



### CARBON-X® ACTIVE HEEL

The Carbon-X Active Heel stores and transmits energy throughout stance phase assisting in absorbing shock and transferring stored energy into forward motion.

Benefits: Reducing impact to the joints and residual limb thus increasing comfort and diminishing joint and limb damage.



### SPLIT TOE

A split toe feature allows the foot to adjust to the surface below, allowing amputees to walk naturally on uneven ground. Also available in solid toe.

Benefits: Helps to maintain balance, stability and reduces peak impact during loading.




### EVO™

The EVO (Energy Vector Optimization) feature is generated by how ground contact is transferred to the prosthesis. The ground force energy vector is optimized in magnitude, placement and direction throughout each step.

Benefits:

- Fluent roll-over which mimics natural gait progression
- Reduced fatigue
- Effortless control of the ankle during stance phase
- Less pressure on the sound side
- Less pressure on the lower back



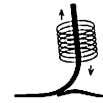
# FLEX-FOOT®

## FLEX-FOOT CHARACTERISTICS

### VERTICAL SHOCK PYLON

The vertical shock pylon reduces trauma to the residual limb, joints and lower back during daily activities.

Benefits: Protection of joints, the spine and residual limb by reduction of the shock loading.



VERTICAL  
SHOCK PYLON

### ROTATION

The ability of the foot to absorb rotational forces allows the user to walk with a more natural gait without increasing the shear forces on the residual limb.

Benefits: Supports normal gait dynamics, reduces risk of joint damage and improves residual limb comfort within the socket interface.



ROTATION

### SANDAL TOE

Narrow, anatomically correct foot cover for use with a sandal toe shoe.

Benefits: More anatomical look for increased visual appeal and more functional compatibility with sandal shoes.



SANDAL TOE

### MULTI-AXIAL GROUND COMPLIANCE

Multi-axial compliance of the foot provides improved ground contact during ambulation on uneven surfaces.

Benefits: Maintain balance, stability and comfort when walking on uneven surfaces.



MULTI-AXIAL  
GROUND COMPLIANCE

### HEEL HEIGHT ADJUSTABILITY

Heel height can be adjusted to various types of shoes.

Benefits: Adjustable heel height minimizes misalignment of the prosthesis thus reducing walking fatigue and discomfort experienced with poor alignment.



HEEL HEIGHT  
ADJUSTABILITY

# VARI-FLEX® WITH EVO™



The Vari-Flex with EVO provides an exclusive combination of comfort and dynamics.


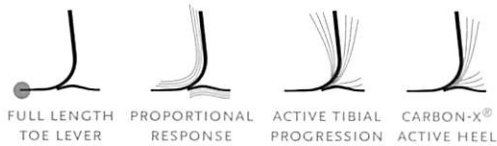
The Vari-Flex with EVO is light-weight, easy to assemble and has a slender profile which makes it easy to cosmetically cover.

For users it ensures the highest levels of confidence and security. Offering natural gait with less fatigue and ultimately less strain on the lower back and sound side, it is the ideal foot for any activity.

The new EVO feature enables users to experience natural gait progression by utilizing the foot plate to its fullest potential. A more natural gait reduces fatigue and puts less strain on the lower back and sound side.



USER INFORMATION		FOOT INFORMATION	
Amputation Level:	Transfemoral and Transtibial	Categories:	1-9
Impact Level:	Low to High	Sizes:	22-30
Maximum Patient Weight:	166kg	Weight of Foot: (Size 27)	700g w/ Pyramid and Foot Cover
		Build Height: (Size 27)	170mm w/ Pyramid and Foot Cover
		Heel Height:	10mm and 19mm
		Adapter Options:	Male Pyramid or Carbon Tube

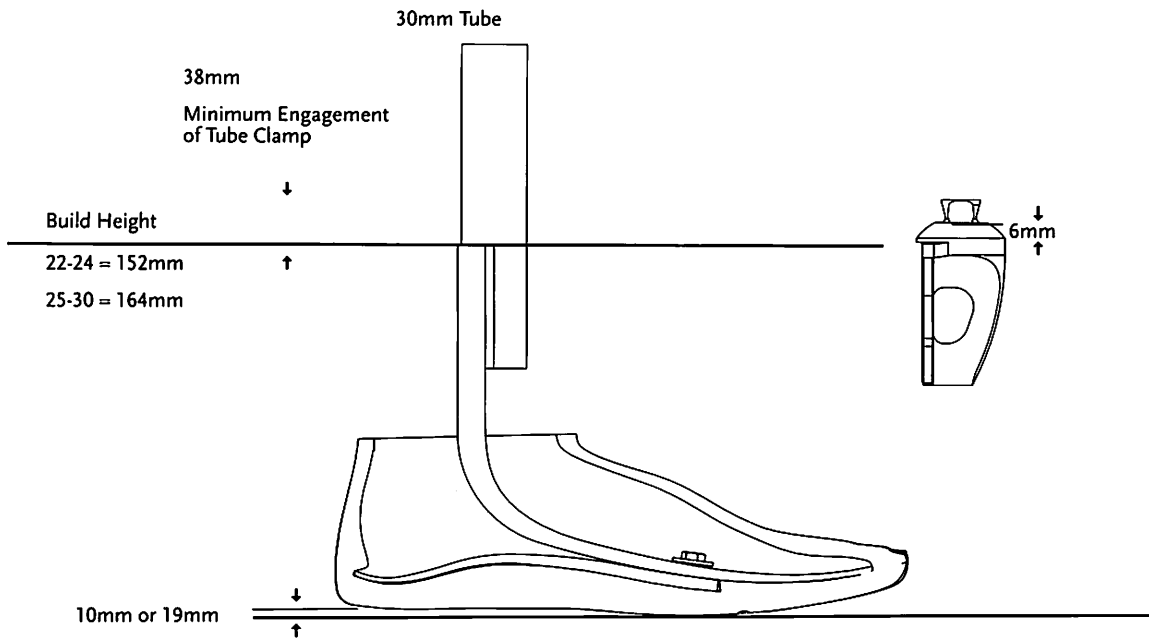


## CATEGORY SELECTION CHART

WEIGHT KG	45-52	53-59	60-68	69-77	78-88	89-100	101-116	117-130	131-147	148-166
Low Impact Level	1	1	2	3	4	5	6	7	8	9
Moderate Impact Level	1	2	3	4	5	6	7	8	9	Special Order
High Impact Level	2	3	4	5	6	7	8	9	Special Order	Special Order

# VARI-FLEX® WITH EVO™

## CLEARANCE



## KITS

### VARI-FLEX WITH EVO MALE PYRAMID OPTION

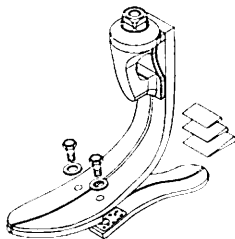
PART#

CATEGORY (1-9)  
FOOT SIZE (22-30)

VFPE 0 10MM HEEL HEIGHT

VFPE 2 19MM HEEL HEIGHT

Note: Solid toe, low and high heel are special orders.



### VARI-FLEX WITH EVO WITHOUT ADAPTER

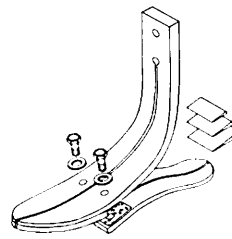
PART#

CATEGORY (1-9)  
FOOT SIZE (22-30)

VFXE 0 10MM HEEL HEIGHT

VFXE 2 19MM HEEL HEIGHT

Note: Solid toe, low and high heel are special orders.





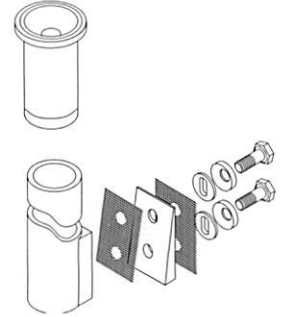
# VARI-FLEX® WITH EVO™

## COMPONENTS

### 30MM CARBON FIBER TUBE KIT

Choose according to size and category of the foot module utilized.

PART#	CAT.	SIZE	LENGTH	HOLE SPACING	WEIGHT
VFX00003	1-6	22-30	229mm	38mm	216g
VFX00004	7-9	22-30	229mm	38mm	275g
VFX00006	1-6	22-30	381mm	38mm	293g
VFX00007	7-9	22-30	381mm	38mm	369g



#### INCLUDES:

- Alignment Wedges
- Tube
- Spherical Washers
- Attachment Bolts and Hardware (5/16" UNF)
- Friction Pads
- Tube Insert (Cat. 7-9)

### TUBE INSERT FOR CATEGORY 7-9; 30MM

Tube inserts provide the structural integrity necessary for higher category tubes.

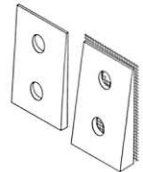
PART#	DIAMETER	WEIGHT
A-718009	30mm	18g



### ALIGNMENT WEDGES FOR TUBE KIT (2 DEGREES AND 4 DEGREES)

Placed between the pylon and foot module, alignment wedges allow for plantarflexion and dorsiflexion of the tube without the use of modular components.

PART#	CAT.
CM150041	1-6
CM150042	7-9



#### Includes:

- Wedges
- Friction Pad
- Loctite

### ATTACHMENT BOLTS FOR 30MM (1 3/16") TUBE

PART#	CAT.	SIZE	LENGTH
CM130219	1-6	5/16" x 24	1 3/4"
CM130213	7-9	3/8" x 24	1 3/4"

# VARI-FLEX® WITH EVO™

## COMPONENTS

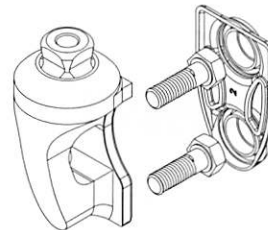
### BOLT-ON MALE PYRAMID ADAPTER

Select according to category of foot module being utilized.

PART#	CAT.	WEIGHT
FFC2210001	1-6	175g
FFC2210002	7-9	205g

Includes:

- Pyramid
- Hardware (M8 or M10 bolts)
- Plastic Bolt Cap
- Loctite



### ATTACHMENT BOLTS FOR PYRAMID

PART#	CAT.	SIZE	LENGTH
CM130234	1-6	M8	25mm
CM130223	7-9	M10	30mm

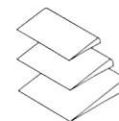
### HEEL WEDGE KIT

For adjustment of heel stiffness and roll-over characteristics.

PART#	FOOT SIZE
CM150006	22-27
CM150009	28-30

Includes:

- 3 Wedges
- Adhesive



### HEEL DIVIDER

Heel dividers act to separate the edges of a split heel to reduce wear and noise between the composite elements.

PART#	DESCRIPTION
CM140003	Heel Divider



### LOCTITE 410 BLACK

PART#	DESCRIPTION
CM160016	Loctite 410 black

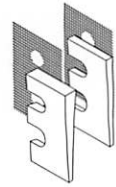
# VARI-FLEX® WITH EVO™

## TOOLS

### KIT TEMPORARY SLOTTED WEDGE, CAT 1-9

Use for initial dynamic alignment of the prosthesis. These wedges are removed and replaced with definitive alignment wedges.

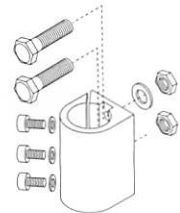
PART#	CAT.
CM100204	1-9



### 30MM ALIGNMENT FITTING TOOL KIT

Used in conjunction with pre-cut carbon or Aluminum pylons to establish height of the prosthesis and alignment. Once height and alignment are established, the fixture can be replaced with a standard Flex-Foot® carbon fiber tube.

PART#	CAT.
VFX00008	1-9



Includes:

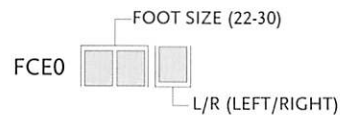
- Attachment Hardware
- Alignment Tool

Note: Alignment tool is solely meant for alignment purposes not definitive use.

## COSMETIC FINISHING

### FOOT COVER KIT, BEIGE AND BROWN\*

PART#



Includes:

- Foot Cover
- Flex-Foot EVO Sock
- Foot Cover Attachment

\*Please specify when ordering brown covers, add "BR" to the end of the part number.



### FLEX-FOOT EVO SOCKS

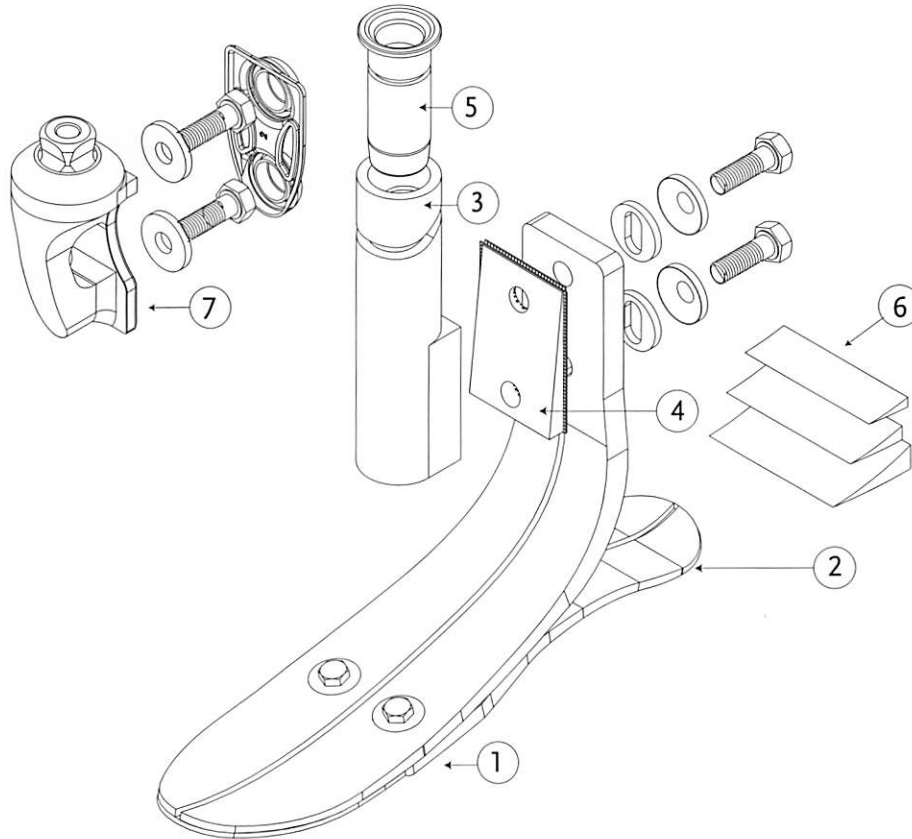
Used to cover the composite foot module to protect the foot and eliminate noise between foot module and foot shell.

PART#	SIZE
FCE63006	22-25
FCE63007	26-30



# VARI-FLEX® WITH EVO™

## DIAGRAM



	DESCRIPTION
1.	Foot Module
2.	Heel
3.	30mm Carbon Fiber Tube Kit
4.	Alignment Wedges For Tube Kit
5.	Tube Insert
6.	Heel Wedge
7.	Bolt-On Male Pyramid Adapter

# LP VARI-FLEX® WITH EVO™



The LP Vari-Flex with EVO is designed for users with long residual limbs that do not have enough clearance for the Vari-Flex with EVO.

The new EVO feature enables users to experience natural gait progression by utilizing the foot plate to its fullest potential. A more natural gait reduces fatigue and puts less strain on the lower back and sound side.



USER INFORMATION	
Amputation Level:	Transfemoral and Transtibial
Impact Level:	Low to High
Maximum Patient Weight:	166kg

FOOT INFORMATION	
Categories:	Size 22-24; Cat. 1-5 / Size 25-30; Cat. 1-9
Size:	22-30
Weight of Foot: (Size 27)	540g w/ Pyramid and Foot Cover
Build Height: (Size 27)	68mm w/ Pyramid and Foot Cover
Heel Height:	10mm
Adapter Options:	Male Pyramid or Lamination Adapter



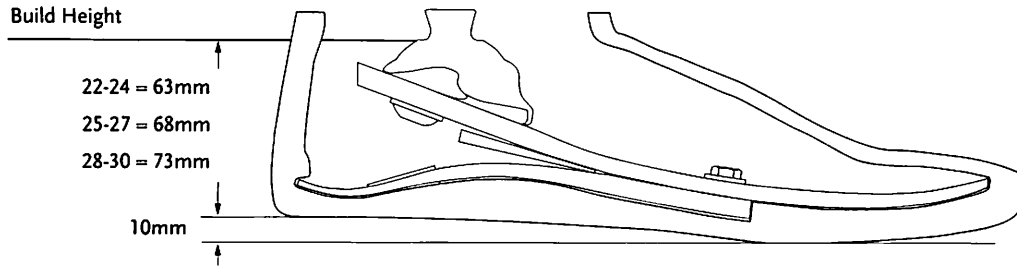
## CATEGORY SELECTION CHART

WEIGHT KG	45-52	53-59	60-68	69-77	78-88	89-100	101-116	117-130	131-147	148-166
Low Impact Level	1	1	2	3	4	5	6	7	8	9
Moderate Impact Level	1	2	3	4	5	6	7	8	9	N/A
High Impact Level	2	3	4	5	6	7	8	9	N/A	N/A



# LP VARI-FLEX® WITH EVO™

## CLEARANCE



## KITS

### LP VARI-FLEX WITH EVO MALE PYRAMID OPTION

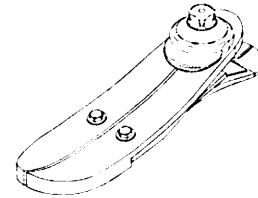
PART#

CATEGORY (1-9)  
— FOOT SIZE (22-30)

VLPE



10 MM HEEL HEIGHT




### LP VARI-FLEX WITH EVO WITH LAMINATION ADAPTER FOR EXOSKELETAL APPLICATIONS

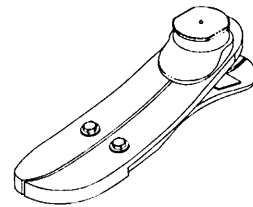
PART#

CATEGORY (1-9)  
— FOOT SIZE (22-30)

VLXE



10 MM HEEL HEIGHT



# LP VARI-FLEX® WITH EVO™

## COMPONENTS

### HEEL WEDGE KIT

For adjustment of heel stiffness and roll-over characteristics.

PART#	FOOT SIZE
CM150011	22-30



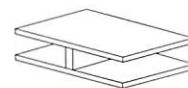
Includes:

- 3 Wedges
- Adhesive

### HEEL DIVIDER

Heel dividers act to separate the edges of a split heel to reduce wear and noise between the composite elements.

PART#	DESCRIPTION
CM140003	Heel Divider



### LOCTITE 410 BLACK

PART#	DESCRIPTION
CM160016	Loctite 410 black

### LAMINATION ADAPTER KITS

PART#	CAT.	SIZE
VLX00001	1-5	22-24
VLX00002	1-6	25-30
VLX00003	7-9	25-30

Includes:

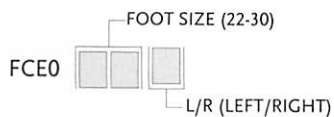
- Lamination adapter
- Bolts
- Tape sealant
- Loctite

# LP VARI-FLEX® WITH EVO™

## COSMETIC FINISHING

FOOT COVER KIT, BEIGE AND BROWN\*

PART#



Includes:

- Foot Cover\*
- Flex-Foot EVO Sock
- Foot Cover Attachment

\*Please specify when ordering brown covers, add "BR" to the end of the part number.

### FLEX-FOOT EVO SOCKS

Used to cover the composite foot module to protect the foot and eliminate noise between foot module and foot shell.

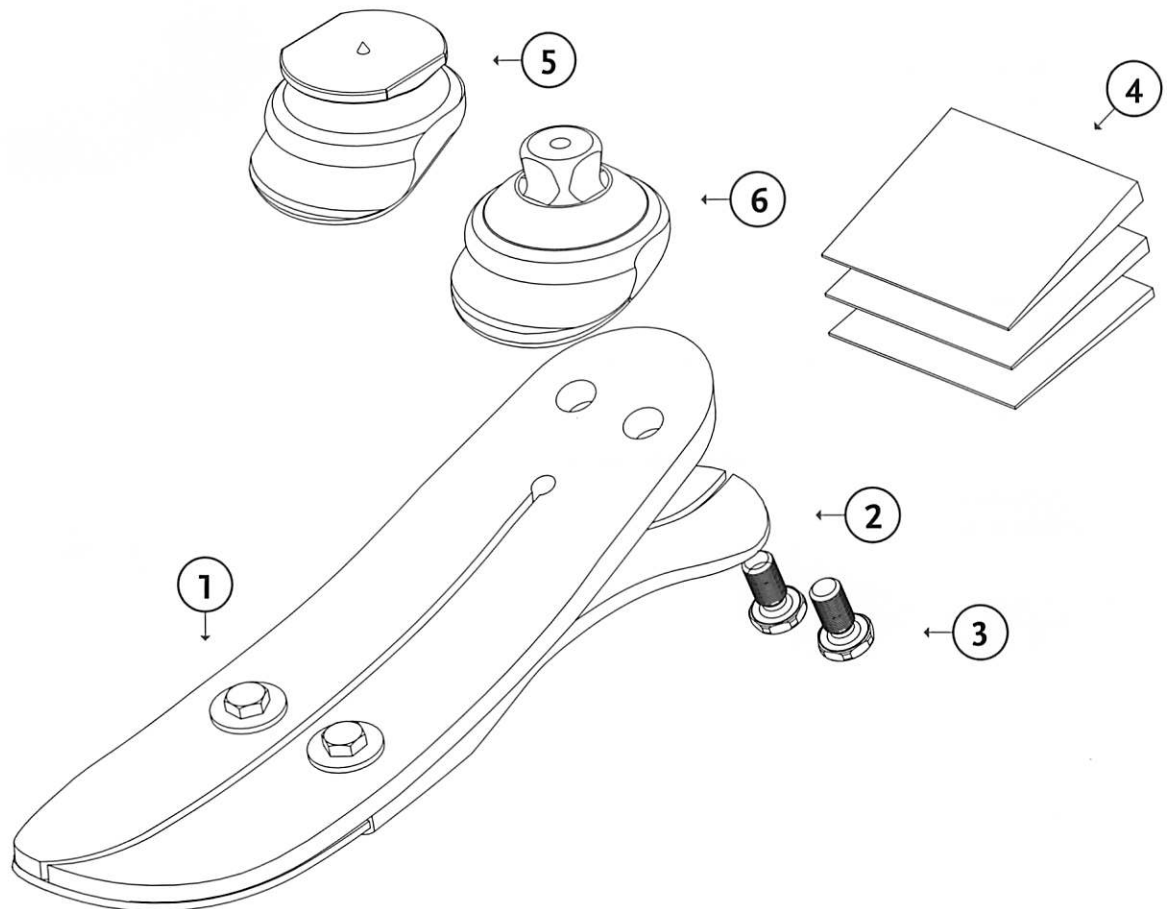
PART#	SIZE
FCE63006	22-25
FCE63007	26-30



FLEX-FOOT®  
Classic Flex-Foot

# LP VARI-FLEX® WITH EVO™

## DIAGRAM




	DESCRIPTION
1.	Foot Module
2.	Heel
3.	Bolts
4.	Heel Wedge
5.	Lamination Adapter
6.	Male Pyramid Adapter

# MODULAR III™



An extremely light-weight and durable, high energy storage and release foot. The 100% carbon fiber provides the amputees with smooth, continuous motion from heel strike to toe off.

All ages and impact levels will benefit from the unmatched 95% energy storage and return. Durable for active individuals and extremely lightweight for those less active, there is no limit to who this foot can benefit. This foot can be custom ordered for virtually any weight limit.



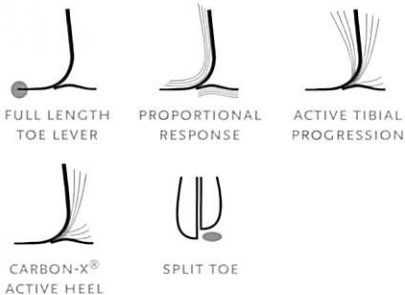
FLEX-FOOT®  
Classic Flex-Foot

## USER INFORMATION

Amputation Level:	Transfemoral and Transtibial
Impact Level:	Low to High
Maximum Patient Weight:	166kg

## FOOT INFORMATION

Categories:	1-9
Size:	22-30
Weight of Foot: (Size 27)	816g w/ Pyramid and Foot Cover
Build Height: (Size 27)	184mm to 382mm w/ Pyramid and Foot Cover
Heel Height:	10mm to 19mm
Adapter Options:	Male Pyramid or T Adapter



## CATEGORY SELECTION CHART

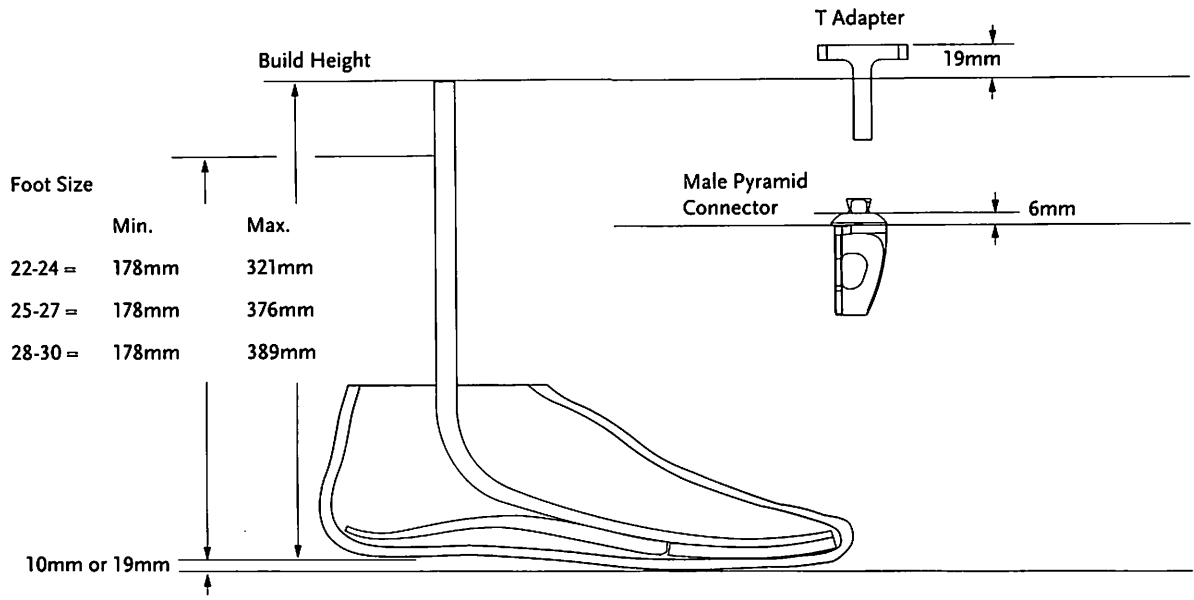
WEIGHT KG	45-52	53-59	60-68	69-77	78-88	89-100	101-116	117-130	131-147	148-166
Low Impact Level	1	1	2	3	4	5	6	7	8	9
Moderate Impact Level	1	2	3	4	5	6	7	8	9	Special Order
High Impact Level	2	3	4	5	6	7	8	9	Special Order	Special Order

\*This foot can be custom ordered for user weights up to 500lbs for direct lamination.



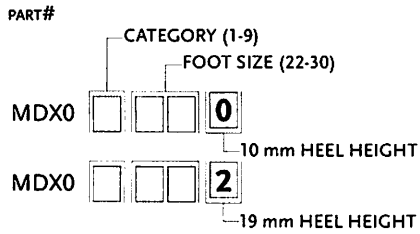
# MODULAR III™

## CLEARANCE



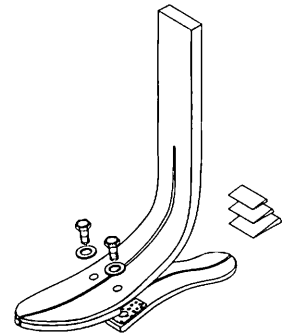
## KITS

### MODULAR III KIT



#### Includes:

- Foot Module
- Heel Module
- Heel Attachment Hardware
- Heel Wedges



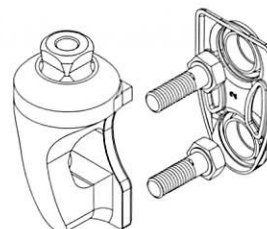
# MODULAR III™

## STANDARD ADAPTERS

### BOLT-ON MALE PYRAMID ADAPTER

Select according to category of foot module being utilized.

PART#	CAT.	WEIGHT
FFC2210001	1-6	175g
FFC2210002	7-9	205g



Includes:

- Pyramid
- Hardware (M8 or M10 bolts)
- Plastic Bolt Cap
- Loctit

### ALUMINUM T KITS

PART#	WEIGHT	CAT.
MDX00020	360g	1-6
MDX00021	360g	7-9



Includes:

- Aluminum T
- Alignment Wedges
- Attachment Bolts
- M6 Bolts, Washers and Nuts
- Spherical and Round Washers
- Abrasive Pads Hex Nuts

### ALUMINUM T CONNECTORS

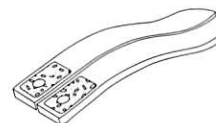
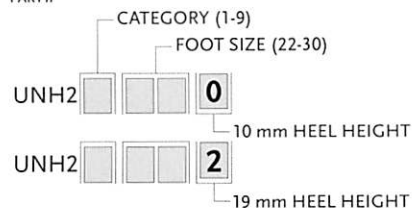
PART#	WEIGHT	CAT.
CM140326	360g	1-6
CM140327	360g	7-9



## COMPONENTS

### HEEL MODULE

PART#



Note: Solid heel is a special order

# MODULAR III™

## COMPONENTS

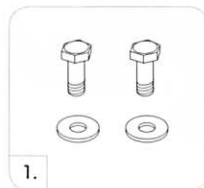
PART#	DESCRIPTION	CAT.
RFX50118	Heavy Duty Direct Lamination Kit	10+

Includes:

- Fiberglass Cloth
- Epoxy

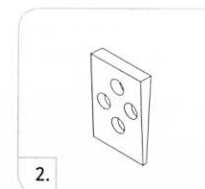
### BOLTS

PICTURE	PART#	DESCRIPTION	LENGTH	SIZE	CAT.
1.	CM150004	Heel Fastener Hardware Kit (Bolts, Washer)	18mm	6mm	1-6
1.	CM150005	Heel Fastener Hardware Kit (Bolts, Washer)	18mm	8mm	7-9
2.	CM130237	Male Pyramid Connector Bolts	30mm	M8	1-6



### BOLTS

PICTURE	PART#	DESCRIPTION	CAT.
1.	CM100203	Kit Temporary Slotted Wedge	1-9
2.	CM150051	Alignment Wedges/Spacer Block Kit	1-6
2.	CM150052	Alignment Wedges/Spacer Block Kit	7-9




### HEEL WEDGE KITS

PART#	FOOT SIZE	CAT.
CM150006	22-27	1-9
CM150009	28-30	1-9

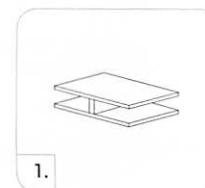
Includes:

- 3 Wedges
- Adhesive



### MISCELLANEOUS

PICTURE	PART#	DESCRIPTION
1.	CM140003	Heel Divider
	CM160016	Loctite 410 black
	CM150012	Kit 30z Potting Epoxy

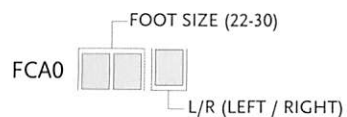


# MODULAR III™

## COSMETIC FINISHING

### FOOT COVER KIT, BEIGE AND BROWN\*

PART#



Includes:

- Foot Cover\*
- Attachment Plate
- Flex Foot Sock

\*Please specify when ordering brown covers, add "BR" to the part#

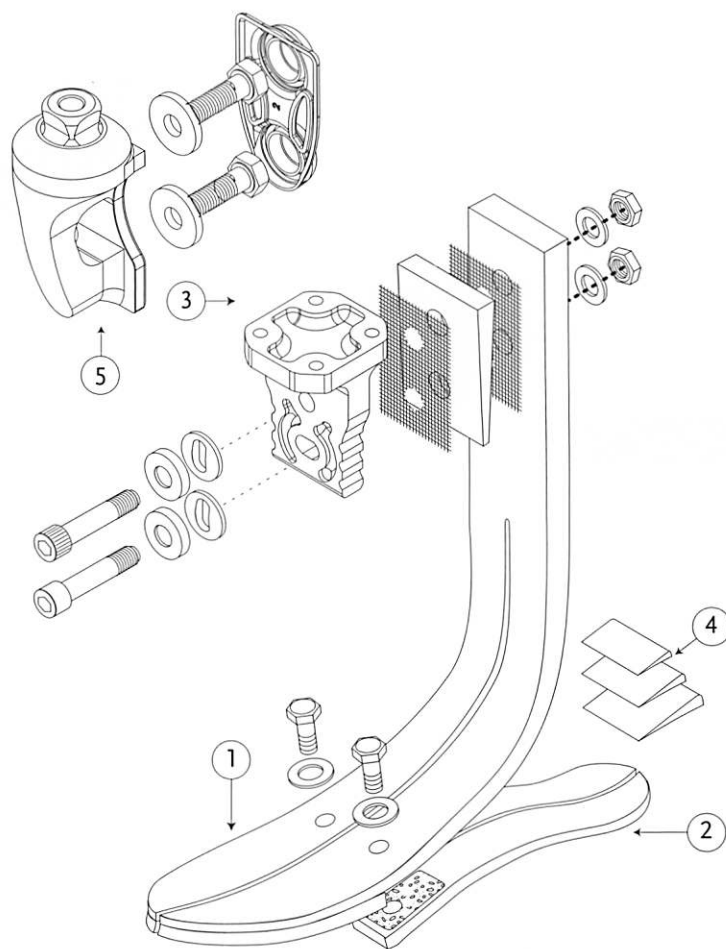
PART#	DESCRIPTION	SIZE
FCX63006	Flex-Foot Sock	22-25
FCX63007	Flex-Foot Sock	26-30



FLEX-FOOT®  
Classic FlexFoot

# MODULAR III™

## DIAGRAM



	DESCRIPTION
1.	Foot Module
2.	Low/High Heel
3.	T Adapter
4.	Wedge Kit
5.	Bolt-On Male Pyramid


# CETERUS®



Ceterus offers exceptional energy return and adjustable shock absorption.

The Torsion Control Cell reduces both rotary forces on the knee joint and shear forces on the residual limb. As the amputee pivots in any one direction, the Torsion Control Cell provides a steady, elastic movement with gradual resistance. The progressive stiffening of the Torsion Control Cell with increased rotation greatly enhances both control and comfort during walking and other activities. Shock absorption can be customized to the individual's preference for particular activities.

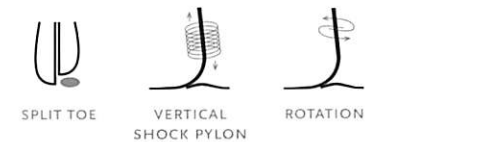
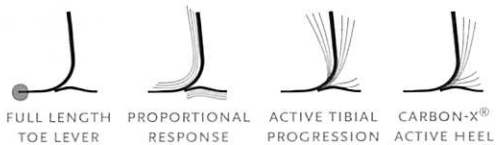
Stress is diminished on all parts of the body with a built-in vertical shock pylon that absorbs impact during the entire stance phase.



FLEX-FOOT®  
Shock / Rotation

## USER INFORMATION

Amputation Level:	Transfemoral and Transtibial
Impact Level:	Moderate to High
Maximum Patient Weight:	147kg



## FOOT INFORMATION

Categories:	1-8
Sizes:	22-30
Weight of Foot: (Size 27)	1150g w/ Pyramid and Foot Cover
Build Height Millimeters: (Size 27)	282mm - 320mm w/ Pyramid and Foot Cover
Heel Height:	10mm
Adapter Options:	Male or Female Pyramid

## CATEGORY SELECTION CHART

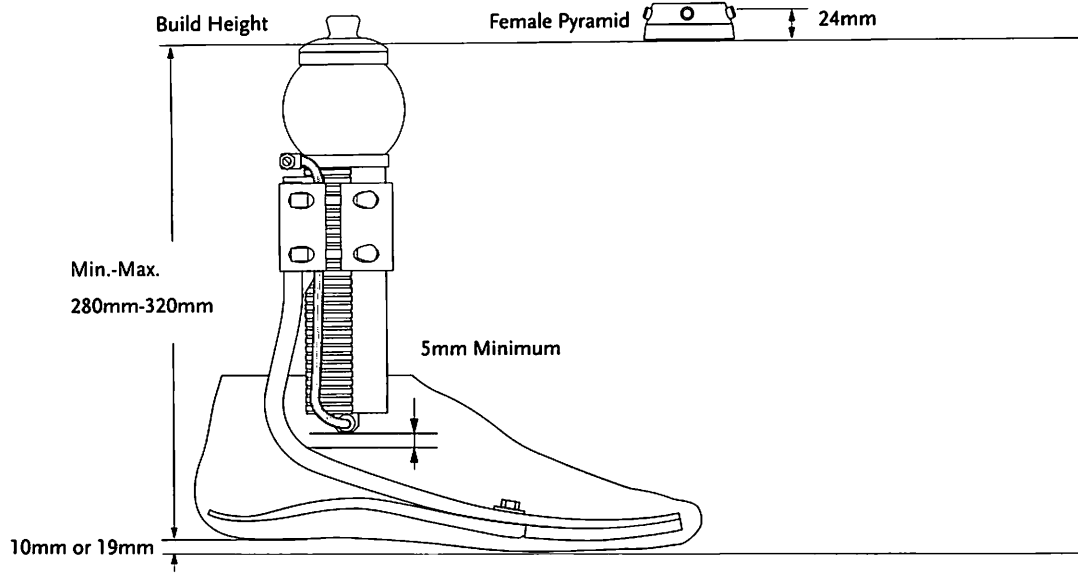
WEIGHT KG	45-52	53-59	60-68	69-77	78-88	89-100	101-116	117-130	131-147
Moderate Impact Level	1	2	3	4	5	6	7	8	N/A
High Impact Level	2	3	4	5	6	7	8	N/A	N/A



# CETERUS<sup>®</sup>

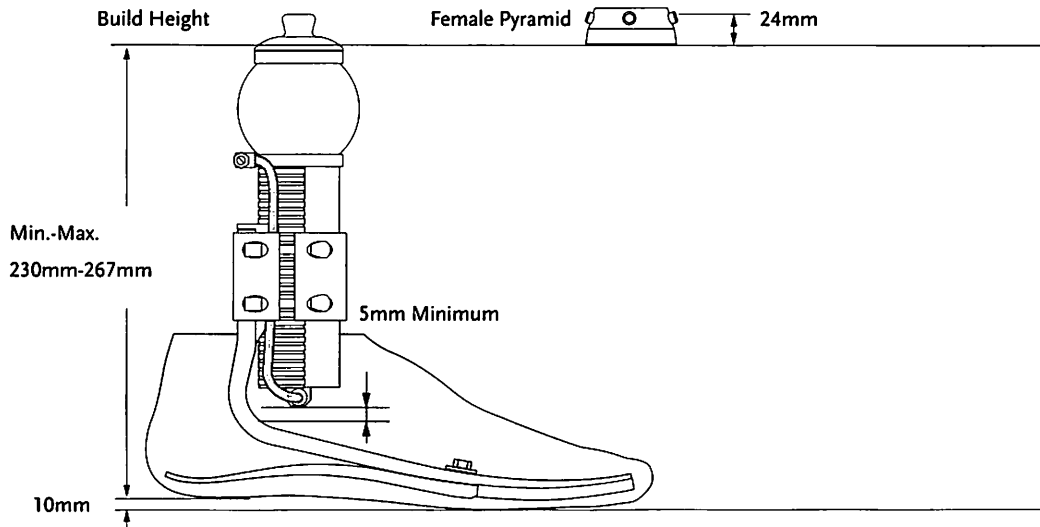
## CLEARANCE

### CETERUS WITH STANDARD FOOT MODULE



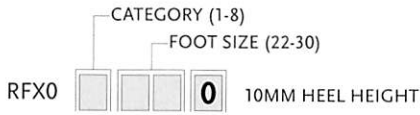
FLEX-FOOT<sup>®</sup>  
Shock / Rotation

### CETERUS WITH LOW PROFILE FOOT MODULE



## KITS

### STANDARD PROFILE FOOT MODULE OPTION



### LOW PROFILE FOOT MODULE OPTION



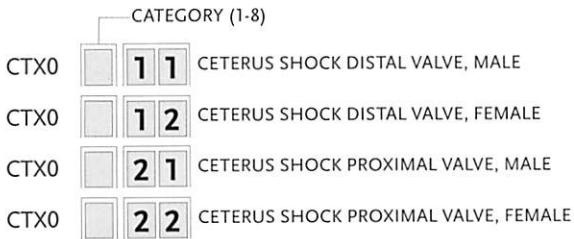
Includes:

- Foot module
- Heel module
- Heel Attachment Hardware
- Heel Wedges

Note: To make a complete Ceterus foot, select one of the Ceterus Shock Kits and either a Standard or Low Profile Foot Kit.

Note: Solid toe is a special order.

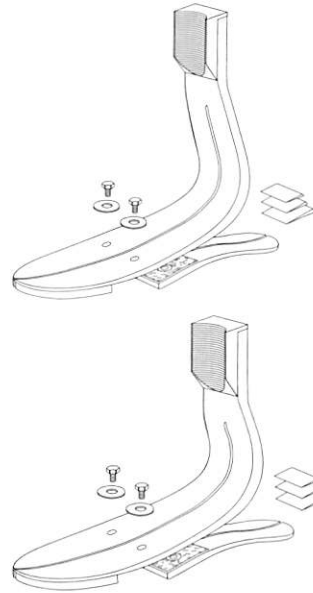
### SHOCK MODULE



Note: To make a complete Ceterus foot, select one of the Ceterus Shock Kits and either a Standard or Low Profile Foot Kit.

### ROD KITS

PART#	CAT.	COLOR
CTX0004	1-2	Yellow
CTX0006	3-4	Blue
CTX0008	5-6	Red
CTX0009	7-8	Black

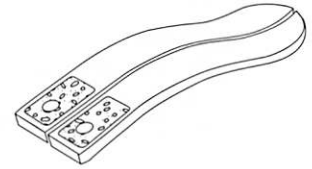
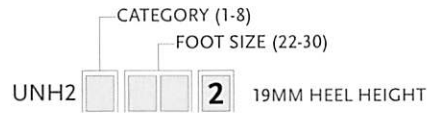


FLEX+FOOT®  
Shock / Rotation



## COMPONENTS

### STANDARD HEEL MODULE

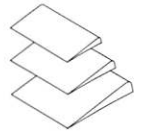


### LOW PROFILE HEEL MODULE



### HEEL WEDGE KITS

STANDARD FOOT MODULE	LOW PROFILE FOOT MODULE	FOOT SIZE	CAT.
CM150006	CM150010	22-27	1-8
CM150009	CM150007	28-30	1-8

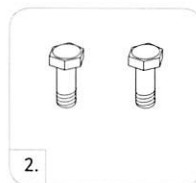
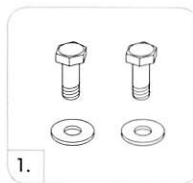


Includes:

- 3 Wedges
- Adhesive

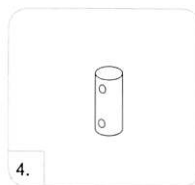
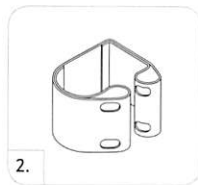
### BOLTS

PICTURE	PART#	DESCRIPTION	LENGTH	SIZE	CAT.
1.	CM150004	Heel Fastener Hardware Kit (Bolts, Washer)	11/16"	1/4"	1-6
	CM150005	Heel Fastener Hardware Kit (Bolts, Washer)	11/16"	5/16"	7-8
2.	CM130206	Heel Fastener Bolts	11/16"	1/4"	1-6
	CM130220	Heel Fastener Bolts	11/16"	5/16"	7-8

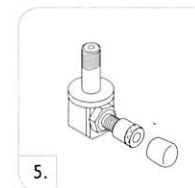
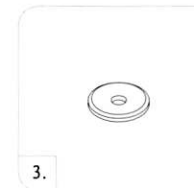
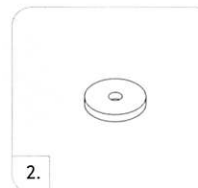


## COMPONENTS

PICTURE	PART#	DESCRIPTION	CAT.
1.	CM100300	Fabric Band Clamp Kit	1-8
2.	CM162021	Fabric Band Clamp	1-8
3.	CM132068	Posterior Barrel	1-8
4.	CM130627	Anterior Barrel	1-8



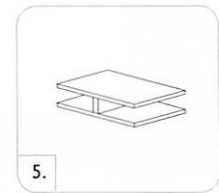
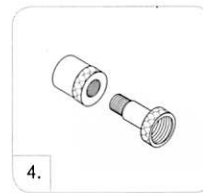
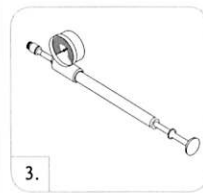
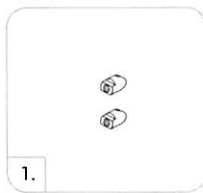
PICTURE	PART#	DESCRIPTION
1.	CTX30005	Bottom Plug
2.	CTX30008	Rubber Disc
3.	CTX40035	Metal Disc
4.	CTX0020	Proximal Valve Kit
5.	CTX0010	Distal Valve Kit



# CETERUS®

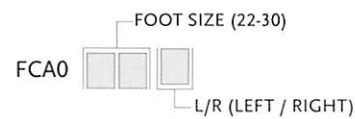
## COMPONENTS

PICTURE	PART#	DESCRIPTION
1.	CM130626	Clamp Nuts
	CM130139	Break Away Bolts
2.	CTX40037	Vinyl Caps
	CTX40036	Vinyl Caps (for Female Adapter)
3.	CM163107	Ceterus Hand Pump
4.	CM163108	Acu-Fill Adapter
5.	CM140003	Heel Divider
	CM160016	Loctite 410 black



## COSMETIC FINISHING

### PART#



### Includes:

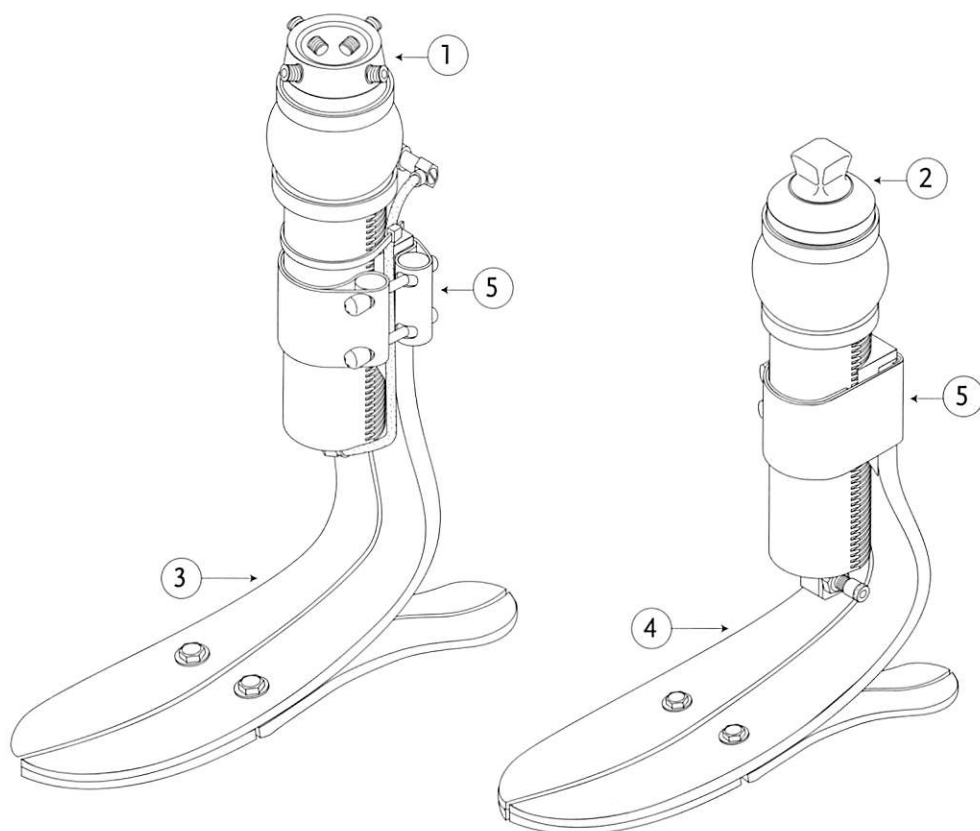
- Foot Cover\*
- Attachment Plate
- Flex Foot Sock

\*Please specify when ordering brown covers add "BR" to the part#.

PART#	DESCRIPTION	SIZE
FCX63006	Flex-Foot Sock	22-25
FCX63007	Flex-Foot Sock	26-30



## DIAGRAM



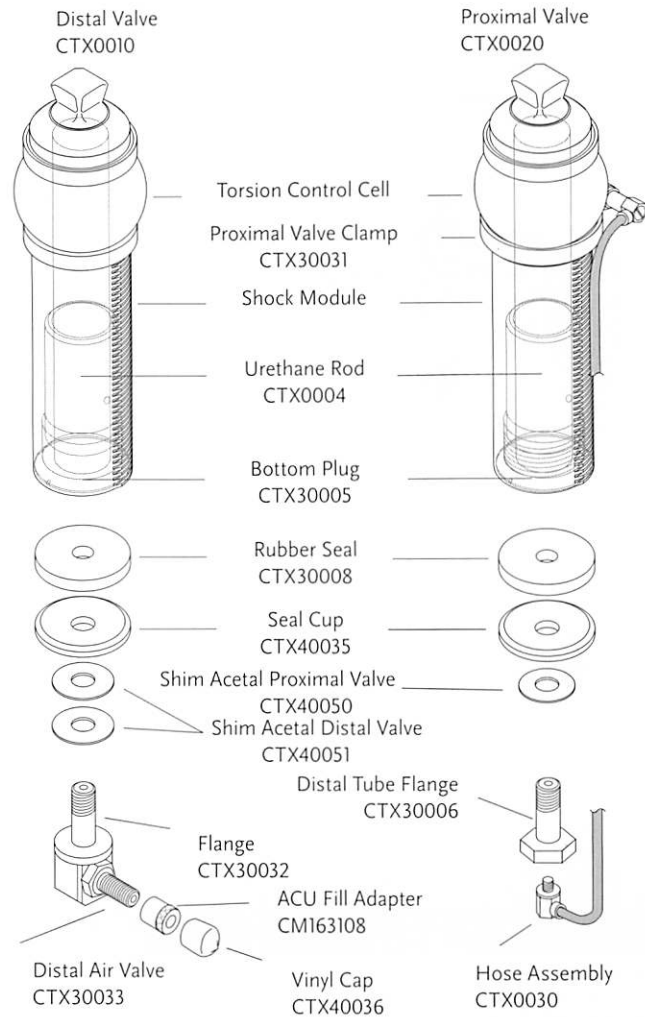
### DESCRIPTION

- |    |   |
|----|---|
| 1. | Ceterus Shock, Female Pyramid with Proximal Valve |
| 2. | Ceterus Shock, Male Pyramid with Distal Valve     |
| 3. | Standard Foot Kits                                |
| 4. | Low Profile Foot Kits                             |
| 5. | Band Clamp Kit (Fabric)                           |

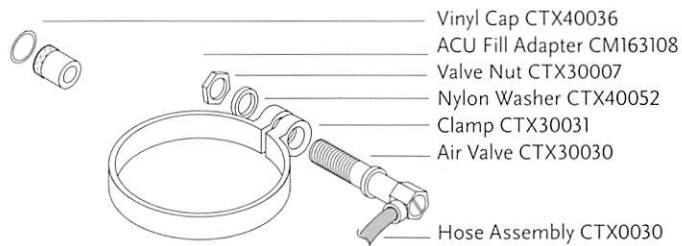


## PROXIMAL AND DISTAL VALVE ASSEMBLY DIAGRAM

FLEX-FOOT®  
Shock / Rotation



### Proximal Valve Assembly



# LP CETERUS®



Rotation, shock absorption and energy return - the proven benefits of Ceterus, in the low profile option.

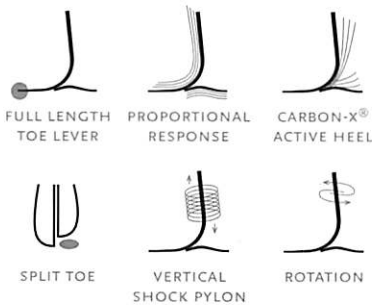
Recommended for users with long residual limbs, this superb energy storing foot offers a build height lower than the Ceterus. Featuring the same progressive rotation and adjustable vertical shock absorption, LP Ceterus includes a foot module that provides greater flexibility and energy return than any previous low profile design.



FLEX-FOOT®  
Shock / Rotation

USER INFORMATION	
Amputation Level:	Transfemoral and Transtibial
Impact Level:	Moderate to High
Maximum Patient Weight:	147kg

FOOT INFORMATION	
Categories:	1-8
Sizes:	22-30
Weight of Foot: (Size 27)	896g w/ Pyramid and Foot Cover
Build Height: (Size 27)	152mm w/ Pyramid and Foot Cover
Heel Height:	10mm & 19mm
Adapter Options:	Tube Kits or Pyramid Options

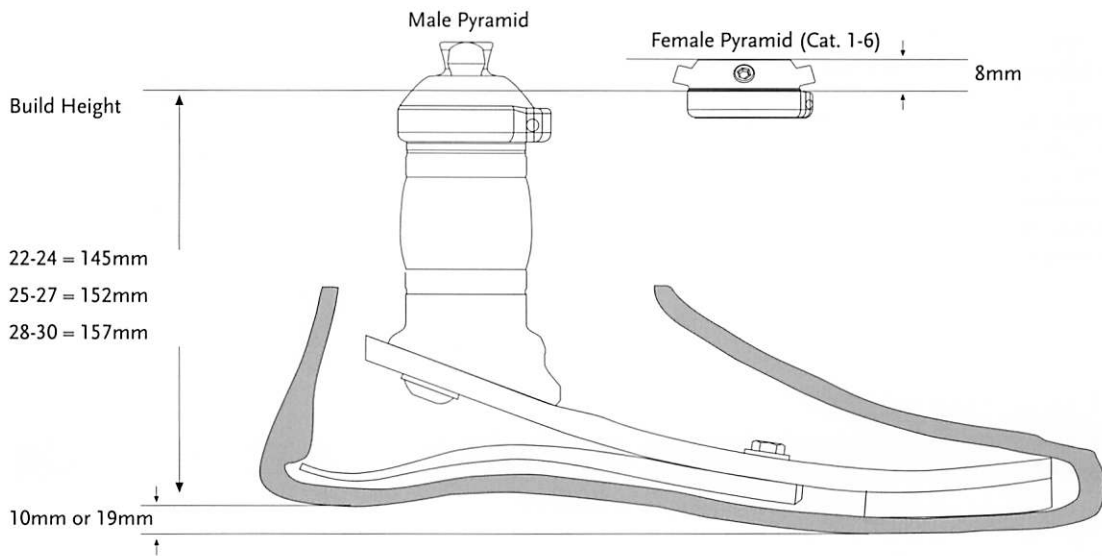


## CATEGORY SELECTION CHART

WEIGHT KG	45-52	53-59	60-68	69-77	78-88	89-100	101-116	117-130	131-147
Moderate Impact Level	1	2	3	4	5	6	7	8	N/A
High Impact Level	2	3	4	5	6	7	8	N/A	N/A

# LP CETERUS®

## CLEARANCE



## KITS

### LP CETERUS FOOT MODULE

**PART#**

CATEGORY (1-8)

FOOT SIZE (22-30)

VLX0 [ ] [ ] [ ] **0** 10MM HEEL HEIGHT

**PART#**

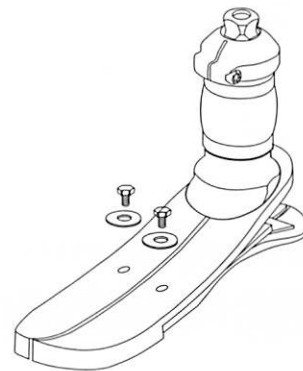
CATEGORY (1-8)

FOOT SIZE (22-30)

VLX0 [ ] [ ] [ ] **2** 19MM HEEL HEIGHT

Includes:

- Foot Module
- Heel Module
- Heel Attachment Hardware
- Heel Wedges



FLEX-FOOT®  
Shock / Rotation

# LP CETERUS®

## KITS

### SHOCK MODULE









CATEGORY (1-8)

2 = Cat. 1-2

4 = Cat. 3-4

6 = Cat. 5-6

8 = Cat. 7-8

- CTL0   **1 1** MALE PYRAMID, FOOT SIZE 22-24
- CTL0   **2 1** MALE PYRAMID, FOOT SIZE 25-30
- CTL0   **1 2** FEMALE PYRAMID, FOOT SIZE 22-24
- CTL0   **2 2** FEMALE PYRAMID, FOOT SIZE 25-30



### ROD KITS

PART#	CAT.	COLOR
CTL0002	1-2	Yellow
CTL0004	3-4	Blue
CTL0006	5-6	Red
CTL0008	7-8	Black

Note: LP Ceterus shock module cannot be ordered separately.

Note: Category 8 shock module is only available with a male pyramid adapter.



FLEX-FOOT®  
Shock / Rotation

## COMPONENTS

### STANDARD HEEL MODULE

#### PART#

CATEGORY (1-8)

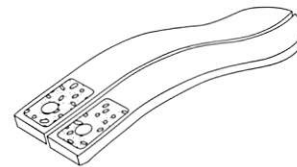
FOOT SIZE (22-30)

- UNH2    **0** 10MM HEEL HEIGHT

CATEGORY (1-8)

FOOT SIZE (22-30)

- UNH2    **2** 19MM HEEL HEIGHT



# LP CETERUS®

## COMPONENTS

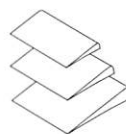
### PYRAMID ADAPTERS

PICTURE	PART#	DESCRIPTION	MATERIAL	MAXIMUM PATIENT WEIGHT	WEIGHT
1.	A-835300	Male Pyramid	Titanium	147kg	83g
1.	A-900005	Pinch Bolt	Titanium	N/A	1g
2.	A-845300	Female Pyramid	Titanium	166kg	75g



### HEEL WEDGE KIT

PART#	FOOT SIZE	CAT.
CM150011	22-30	1-8

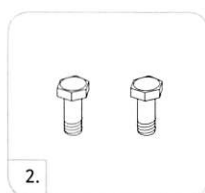
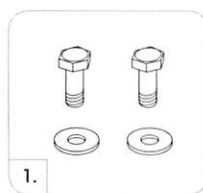


Includes:

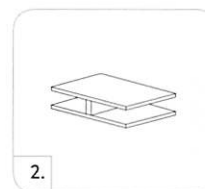
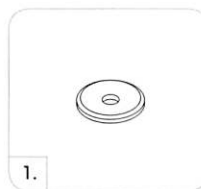
- 3 Wedges
- Adhesive

### BOLTS

PICTURE	PART#	DESCRIPTION	LENGTH	SIZE	CAT.
1.	CM150004	Heel Fastener Hardware Kit (Bolts, Washer)	18mm	6mm	1-6
	CM150005	Heel Fastener Hardware Kit (Bolts, Washer)	18mm	8mm	7-8
2.	CM130206	Heel Fastener Bolts	18mm	6mm	1-6
	CM130220	Heel Fastener Bolts	18mm	8mm	7-8



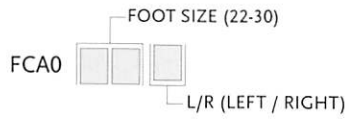
PICTURE	PART#	DESCRIPTION
1.	CTL30012	Adjustment Plug
2.	CM140003	Heel Divider
	CM160016	Loctite 410 black



# LP CETERUS®

## COSMETIC FINISHING

### PART#



### Includes:

- Foot Cover\*
- Attachment Plate
- Flex Foot Sock

\*Please specify when ordering brown covers add "BR" to the part#.



PART#	DESCRIPTION	SIZE
FCX63006	Flex-Foot Sock	22-25
FCX63007	Flex-Foot Sock	26-30

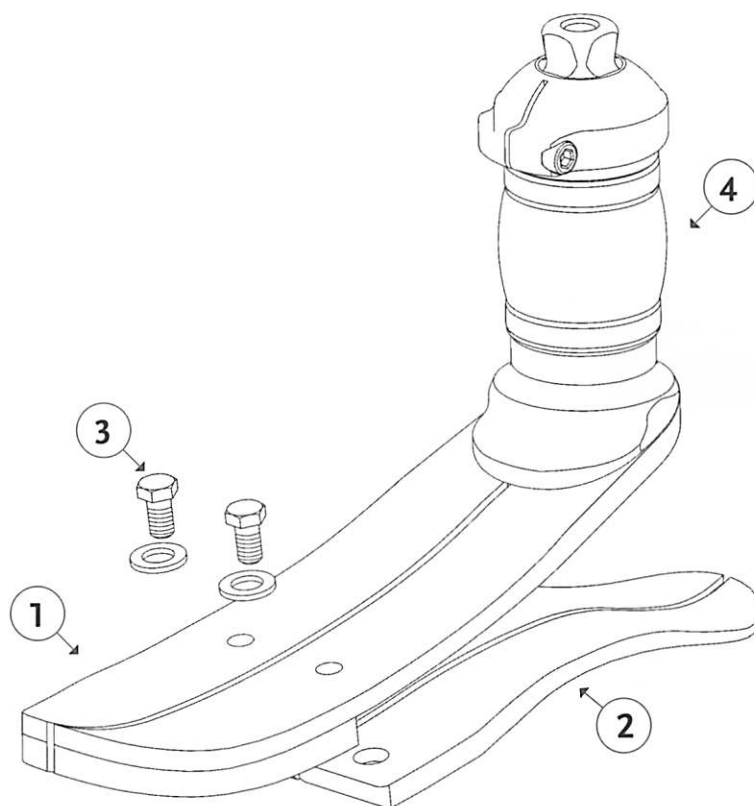


FLEX-FOOT®  
Shock / Rotation



# LP CETERUS®

## DIAGRAM




DESCRIPTION	
1.	LP Ceterus foot module
2.	Heel
3.	Heel Fastener Hardware Kit (Bolts, Washers)
4.	LP Ceterus Shock Module

# RE-FLEX VSP®



The Re-Flex VSP uses a carbon fiber compression spring, and telescoping tubes that provide up to an inch of vertical compression. This cushions the impact to amputees' residual limbs, allowing them to land on their prosthesis when descending stairs or curbs, for example, without experiencing pain or discomfort. It also stores and releases energy to allow the user to walk comfortably, efficiently and naturally.

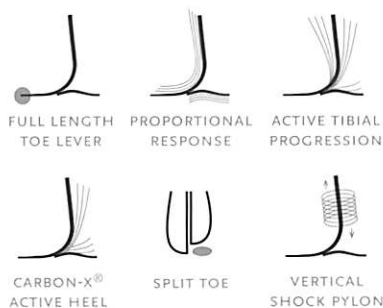
Shock reduction is beneficial for transfemoral amputees who experience a majority of the ground reaction forces on the ischial tuberosity.



FLEX-FOOT®  
Shock / Rotation

USER INFORMATION	
Amputation Level:	Transfemoral and Transtibial
Impact Level:	Moderate to High
Maximum Patient Weight:	166kg

FOOT INFORMATION	
Categories:	1-9
Sizes:	22-30
Weight of Foot: (Size 27)	1236g w/ Foot Cover
Build Height: (Size 27)	274-332mm w/ Foot Cover
Build Height Low Profile: (Size 27)	220-337mm w/ Foot Cover
Heel Height:	10mm & 19mm
Adapter Options:	4-Hole Connection



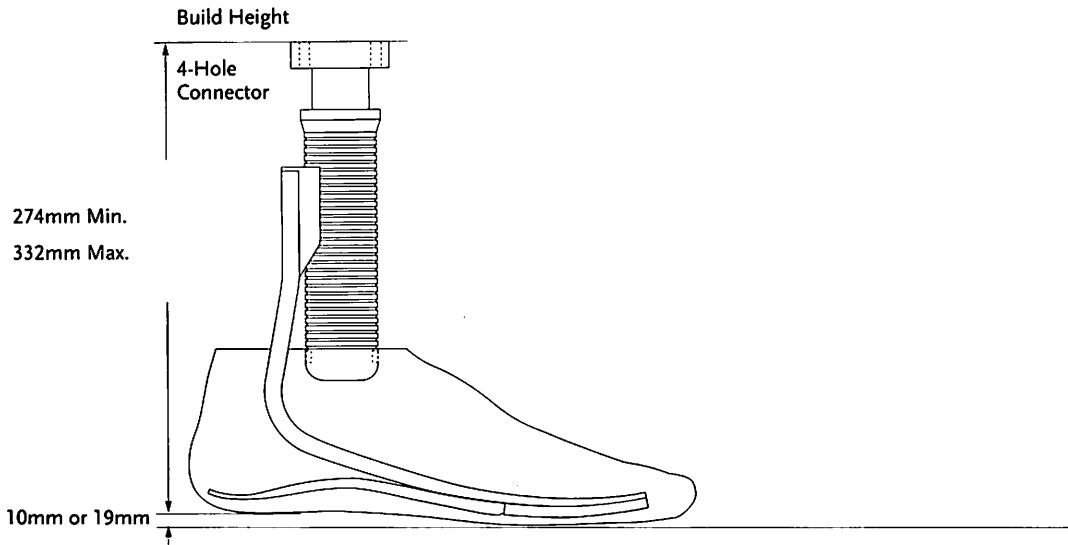
## CATEGORY SELECTION CHART

WEIGHT KG	45-52	53-59	60-68	69-77	78-88	89-100	101-116	117-130	131-147	148-166
Moderate Impact Level	1	2	3	4	5	6	7	8	9	Special Order
High Impact Level	2	3	4	5	6	7	8	9	Special Order	Special Order

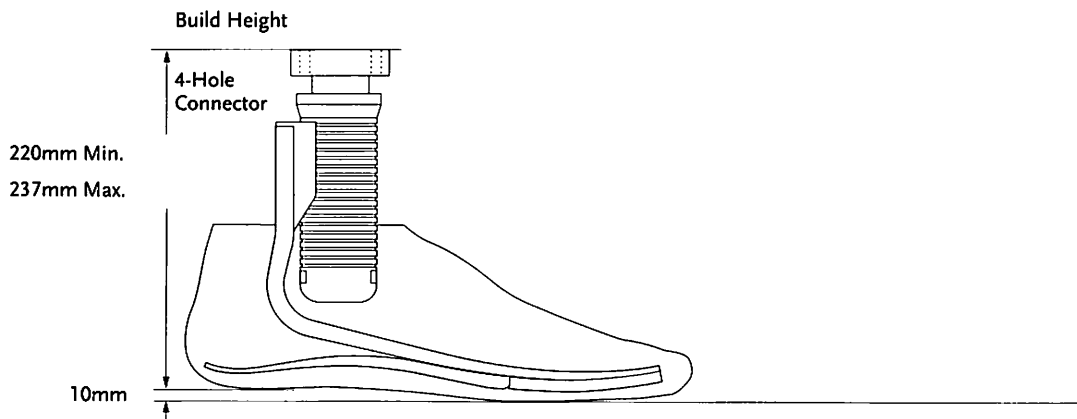
# RE-FLEX VSP®

## CLEARANCE

### RE-FLEX VSP STANDARD FOOT MODULE



### RE-FLEX VSP LOW PROFILE FOOT MODULE



FILEX-FOOT®  
Stock / Rotation

# RE-FLEX VSP®

## KITS

### RE-FLEX VSP FOOT MODULE

**PART#**



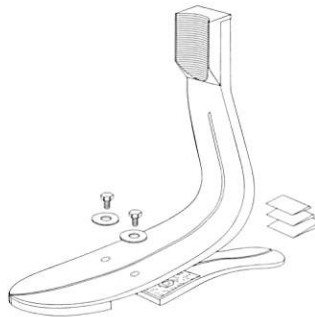
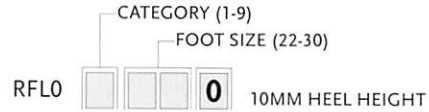
Includes:

- Foot Module
- Heel Module
- Heel Attachment Hardware
- Heel Wedges

Note: Solid toe is a special order.

### LP RE-FLEX VSP FOOT MODULE

**PART#**



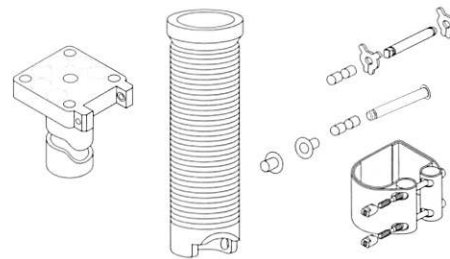
## SHOCK ADAPTERS AND SIDE SPRINGS

### 4-HOLE SHOCK CONNECTOR (WITH 6MM HARDWARE FOR ADAPTER OPTIONS)

STANDARD FOOT MODULE	LOW PROFILE FOOT MODULE	CAT.
RFX00001	RFL00001	1-6
RFX00002	RFL00009	7-9

Includes:

- Inner Tube
- Outer Tube
- Shock Hardware
- Fabric Clamp Kit
- Attachment Hardware Kit



For more adapter options, see standard adapter range:

- 4-Hole Male Pyramids 100kg and 166kg
- 4-Hole Female Pyramids 100kg and 166kg
- 4-Hole Tube Clamps 100kg and 166kg
- 4-Hole Single Adapters (30mm tubes) 100kg and 166kg

# RE-FLEX VSP®

## SHOCK ADAPTERS AND SIDE SPRINGS

### SIDE SPRINGS\*


STANDARD FOOT MODULE	LOW PROFILE FOOT MODULE	CAT.
RFX40011	RFL40008	1
RFX40012	RFL40009	2
RFX40013	RFL40010	3
RFX40014	RFL40011	4
RFX40015	RFL40012	5
RFX40016	RFL40013	6
RFX40017	RFL40014 / RFL40017 (kit with rod included)	7
RFX40018	RFL40018 (kit with rod included)	8
RFX40019	RFL40019 (kit with rod included)	9
RFX40020	RFL40020 (kit with rod included)	10

\*Please choose one category higher on the side spring than on the foot module.



### ROD KITS

LOW PROFILE FOOT MODULE	CAT. STIFFNESS INCREASE	COLOR
CM140251	N/A	Orange
CM140252	+1	Yellow
CM140253	+2	Blue
CM140254	+3	Red



## COMPONENTS

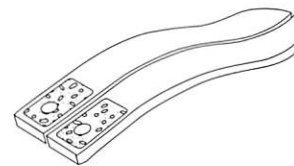
### STANDARD HEEL MODULE

#### PART#



### LOW PROFILE HEEL MODULE

#### PART#



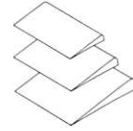
FLEX-FOOT®  
Shock / Rotation

# RE-FLEX VSP®

## COMPONENTS

### HEEL WEDGE KIT

STANDARD FOOT MODULE	LOW PROFILE FOOT MODULE	FOOT SIZE	CAT.
CM150006	CM150010	22-27	1-9
CM150009	CM150007	28-30	1-9

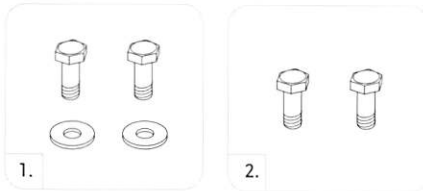


Includes:

- 3 Wedges
- Adhesive

### BOLTS

PICTURE	PART#	DESCRIPTION	LENGTH	SIZE	CAT.
1.	CM150004	Heel Fastener Hardware Kit (Bolts, Washer)	18mm	6mm	1-6
	CM150005	Heel Fastener Hardware Kit (Bolts, Washer)	18mm	8mm	7-9
2.	CM130206	Heel Fastener Bolts	18mm	6mm	1-6
	CM130220	Heel Fastener Bolts	18mm	8mm	7-9



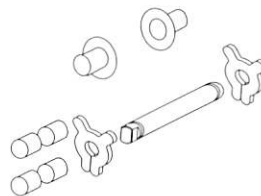
### CARBON FIBER CLOTH

PART#	LENGTH	CAT.
CM150037	1m	1-6
CM150038	1.5m	7-9

PART#	DESCRIPTION
RFX00016	Spring Pin and Bushing Kit

Includes:

- Spring Pins
- Retainer Ring and Clip
- Flange and Sleeve Bushing





# RE-FLEX VSP®

## COMPONENTS

PART#	DESCRIPTION
RFX00014	Housing Replacement Kit

Includes:

- Grease Seal
- Grease Seal Housing
- Loctite

PART#	DESCRIPTION
RFX50118	Shock Lamination Kit

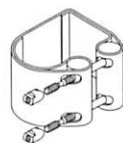
Includes:

- Grease
- Epoxy
- Lamination Cloth

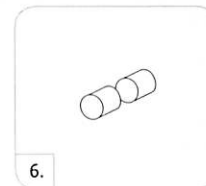
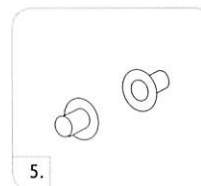
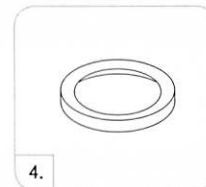
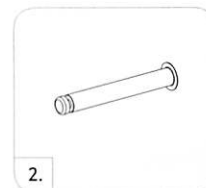
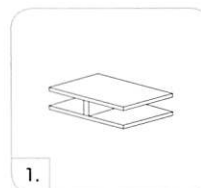
PART#	DESCRIPTION
CM100300	Fabric Band Clamp Kit

Includes:

- Band Clamp
- Attachment hardware



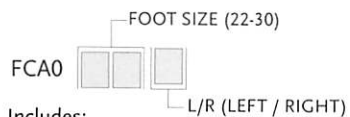
PICTURE	PART#	DESCRIPTION
1.	CM140003	Heel Divider
	CM160016	Loctite 410 Black
2.	RFX30008	Lower Spring Pin
3.	CM132013	Clip Retainer
4.	CM140001	Grease Seal Housing
	CM163070	Grease Seal
	CM160004	Teflon Grease
	CM100067	Neoprene Grease Shield
5.	CM132015	Flange Bushing
	CM132016	Side Spring Sleeve Bushing
7.	RFX30007	Upper Spring Pin



# RE-FLEX VSP®

## COSMETIC FINISHING

### PART#



Includes:

- Foot Cover\*
- Attachment Plate
- Flex Foot Sock

\*Please specify when ordering brown covers add "BR" to the part#.



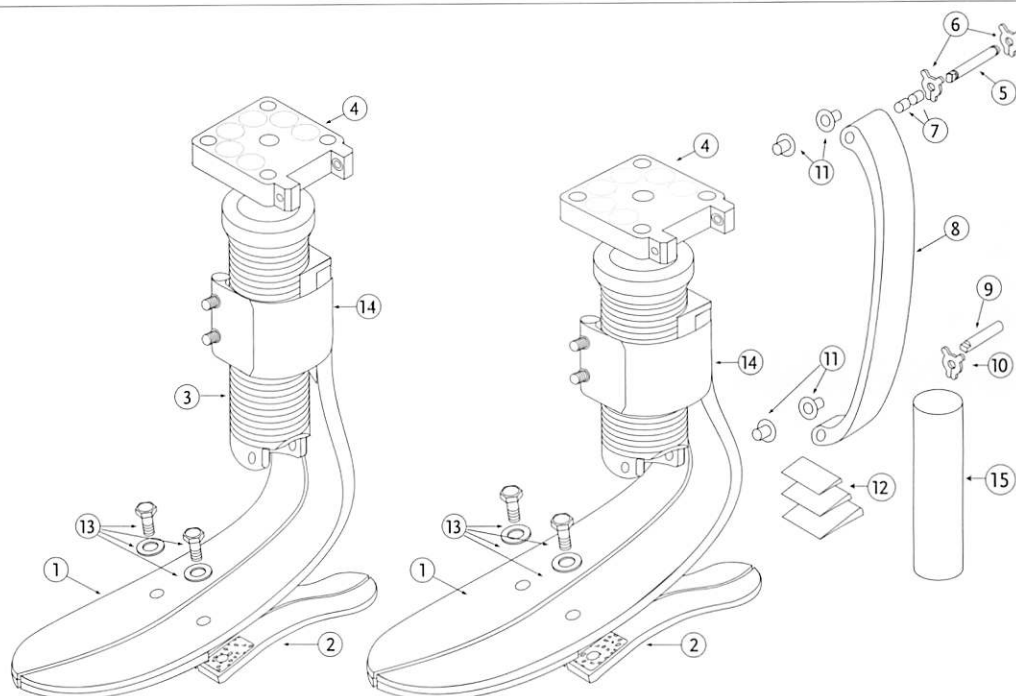
PART#	DESCRIPTION	SIZE
FCX63006	Flex-Foot Sock	22-25
FCX63007	Flex-Foot Sock	26-30




FLEX-FOOT®  
Shock / Rotation

# RE-FLEX VSP®

## DIAGRAM



DESCRIPTION	
1.	Foot Module Kit
2.	Split Heel
3.	Outer Tube
4.	4-Hole Connector Inner Tube
5.	Upper Spring Pin
6.	Upper Retaining Rings
7.	Side Spring Sleeved Bushings
8.	Side Spring
9.	Lower Spring Pin
10.	Lower Clip Retainer
11.	Flanged Bushings
12.	Heel Wedges
13.	Heel Fastener Hardware Kit
14.	Fabric Clamp
15.	Shock Rod



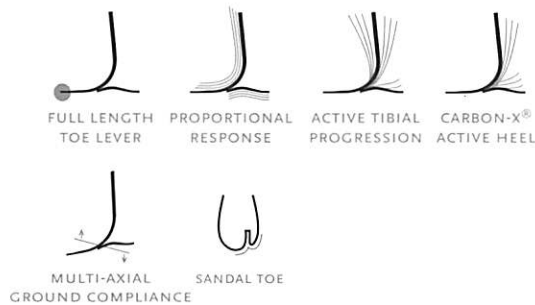
The tarsal core and Achilles Strap provide multi-axial function, while the Dual J-Springs enhances forward motion, giving users ideal proportions of balance and agility.

Emulating many of the anatomical features of the human foot, the Talux has been specially designed to provide fluid, natural walking motion in a variety of terrains, for users of low to moderate activity. Talux now comes with a sandal toe for ease of footwear selection.



USER INFORMATION	
Amputation Level:	Transfemoral and Transtibial
Impact Level:	Low to Moderate
Maximum Patient Weight:	147kg

FOOT INFORMATION	
Categories:	1-8
Sizes:	23-30
Weight of Foot: (Size 27)	740g w/ Pyramid and Foot Cover
Build Height: (Size 27)	176mm w/ Pyramid and Foot Cover
Heel Height:	10mm
Adapter Options:	Tube kit or male pyramid



## CATEGORY SELECTION CHART

### LOW IMPACT

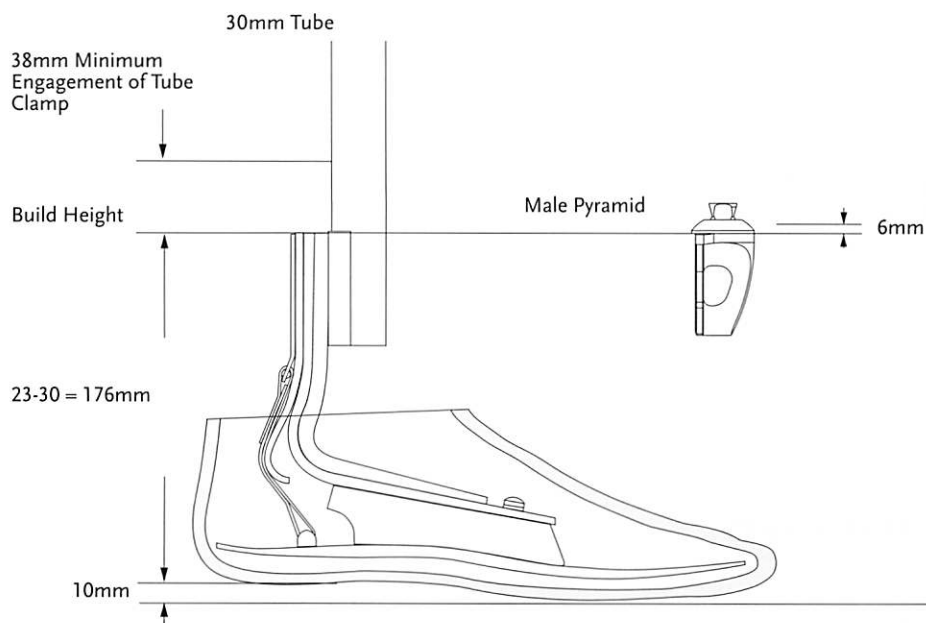
WEIGHT KG	45-52	53-59	60-68	69-77	78-88	89-100	101-116	117-130	131-147
Foot size	CATEGORIES								
23-24	1	1	2	3	4	5	N/A	N/A	N/A
25-26	N/A	N/A	2	3	4	5	6	7	N/A
27-28	N/A	N/A	N/A	3	4	5	6	7	8
29-30	N/A	N/A	N/A	N/A	4	5	6	7	8

## CATEGORY SELECTION CHART

### MODERATE IMPACT

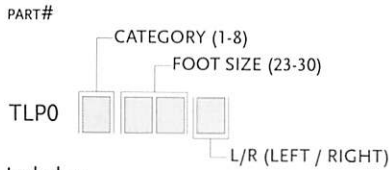
Weight kg	45-52	53-59	60-68	69-77	78-88	89-100	101-116	117-130	131-147
Weight lbs	97-115	116-130	131-150	151-170	171-194	195-220	221-256	257-287	288-324
Foot size	CATEGORIES								
23-24	1	2	3	4	5	N/A	N/A	N/A	N/A
25-26	N/A	2	3	4	5	6	7	8	N/A
27-28	N/A	N/A	3	4	5	6	7	8	N/A
29-30	N/A	N/A	N/A	4	5	6	7	8	N/A

## CLEARANCE



## KITS

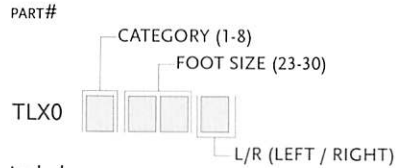
### TALUX MALE PYRAMID OPTION



Includes:

- Foot Module
- Achilles Strap
- Tarsal Core
- Attachment Hardware
- Male Pyramid

### TALUX WITHOUT ADAPTER



Includes:

- Foot Module
- Achilles Strap
- Tarsal Core
- Attachment Hardware

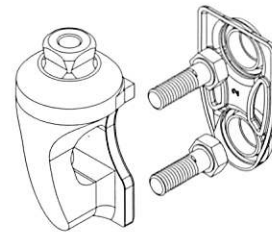
## KITS

### MALE PYRAMID ADAPTER KITS

PART#	WEIGHT	CAT.
FFC2210003	180g	1-6
FFC2210004	220g	7-8

Includes:

- Pyramid
- Bolt Caps
- Hardware (M8 or M10 bolts)
- Loctite 410

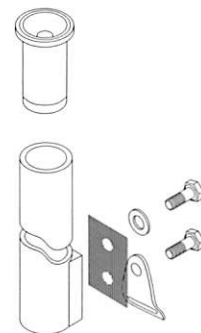


### 30MM CARBON FIBER TUBE KIT

PART#	WEIGHT	LENGTH	CAT.
TLX01011	216g	229mm	1-6
TLX01012	275g	229mm	7-8
TLX01013	293g	381mm	1-6
TLX01014	369g	381mm	7-8

Includes:

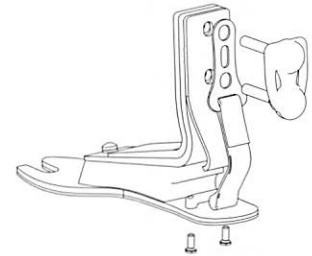
- Carbon Fiber Tube
- Attachment Hardware ( 5/16" UNF bolts)
- Friction Pads
- Loctite
- Tube Insert (cat. 7-8)



## KITS

### ACHILLES STRAP KITS

PART#	CAT.	FOOT SIZE
TLX01002	1-6	23-26
TLX01003	7-8	23-26
TLX01004	1-6	27-30
TLX01005	7-8	27-30



Includes:

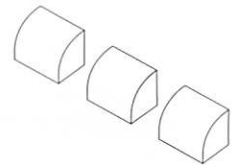
- Strap
- Hanger
- Pin
- Bolts

### HEEL WEDGE KIT

PART#	DESCRIPTION
TLX01001	Heel Wedge Kit

Includes:

- 3 Wedges
- Adhesive



## COMPONENTS

### TUBE INSERT

PART#	WEIGHT	DIAMETER	CAT.
A-718009	18g	30mm	7-8



PART#	DESCRIPTION
CM160016	Loctite 410 black

### ATTACHMENT BOLTS FOR 30MM TUBE

PART#	CAT.	SIZE	LENGTH
CM130219	1-6	24 x 5/16"	1 3/4"
CM130213	7-9	24 x 3/8"	1 3/4"

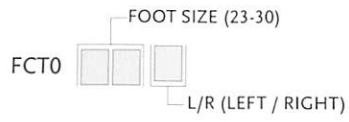
### ATTACHMENT BOLTS FOR PYRAMID

PART#	CAT.	SIZE	LENGTH
CM130234	1-6	M8	35mm
CM130223	7-8	M10	35mm



## COSMETIC FINISHING

### PART#



### Includes:

- Foot Cover\*
- Attachment Plate
- Flex Foot Sock

\*Please specify when ordering brown covers add "BR" to the part#.

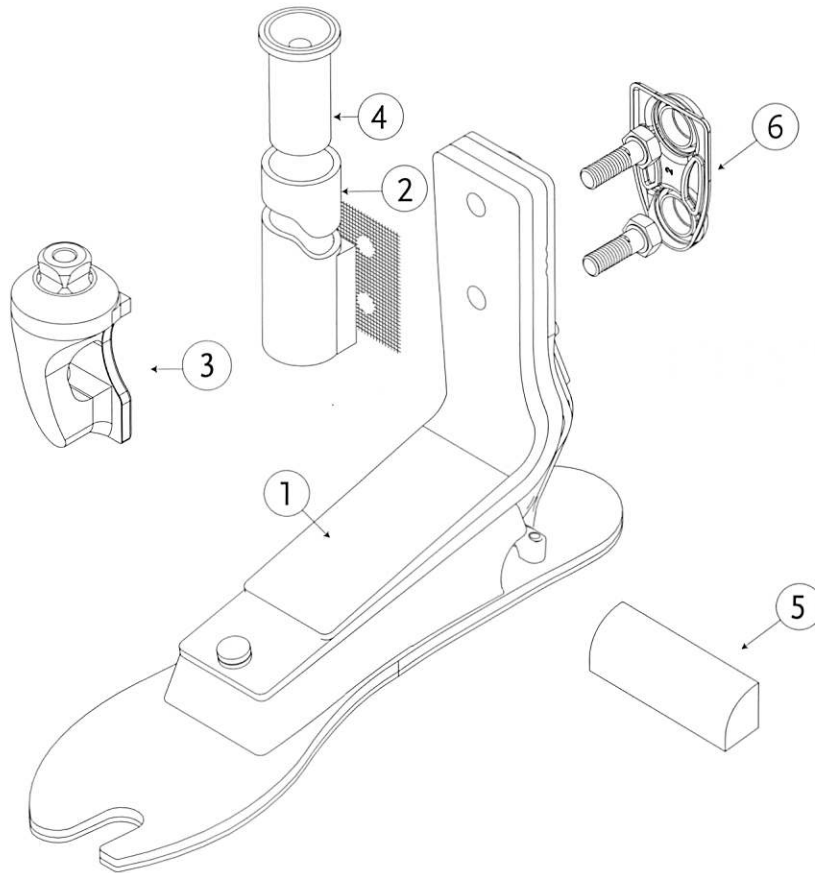
PART#	DESCRIPTION	SIZE
FCX63006	Flex-Foot Sock	22-25
FCX63007	Flex-Foot Sock	26-30



FLEX-FOOT®  
Multi-Axial

# TALUX<sup>®</sup>

## DIAGRAM



DESCRIPTION	
1.	Foot Module
2.	30mm Carbon Fiber Tube Kits
3.	Bolt-On Male Pyramid
4.	Tube Insert
5.	Talux Wedge Kit
6.	Plastic Cap

# FLEX-FOOT® AXIA™



Flex-Foot Axia is a low profile, multi-axial foot that offers improved terrain conformance and guided roll-over response. Designed to replicate the action of the anatomical foot, the guided roll-over feature increases lateral stability of the foot allowing for more balanced motion during stance and increased comfort for the user.


It offers a multi-axial range of motion with moderate energy response and low build height, thus positioning itself as an optimal choice for those with medium to long residual limbs who require a comfortable and consistent gait.




FLEX-FOOT®  
Multi-Axial

USER INFORMATION		FOOT INFORMATION	
Amputation Level:	Transtibial	Categories:	0-4
Impact Level:	Low to Moderate	Sizes:	23-30
Maximum Patient Weight:	140kg	Weight of Foot: (Size 27)	566g w/ Pyramid and Foot cover
		Build Height: (Size 27)	75mm w/ Pyramid and Foot cover
		Heel Height:	10mm
		Adapter Options:	Integrated Male Pyramid


  




FULL LENGTH  
TOE LEVER



PROPORTIONAL  
RESPONSE



SANDAL TOE



MULTI-AXIAL  
GROUND COMPLIANCE

## CATEGORY SELECTION CHART

### LOW IMPACT

WEIGHT RANGE	23	24	25	26	27	28	29	30
45-68kg	0	0	0	0	1	1	N/A	N/A
69-88kg	1	1	1	1	1	1	N/A	N/A
89-100kg	1	1	2	2	2	2	4	4
101-116kg	N/A	N/A	2	2	2	2	4	4
117-125kg	N/A	N/A	3	3	3	3	4	4
126-140kg	N/A	N/A	N/A	N/A	N/A	N/A	4	4

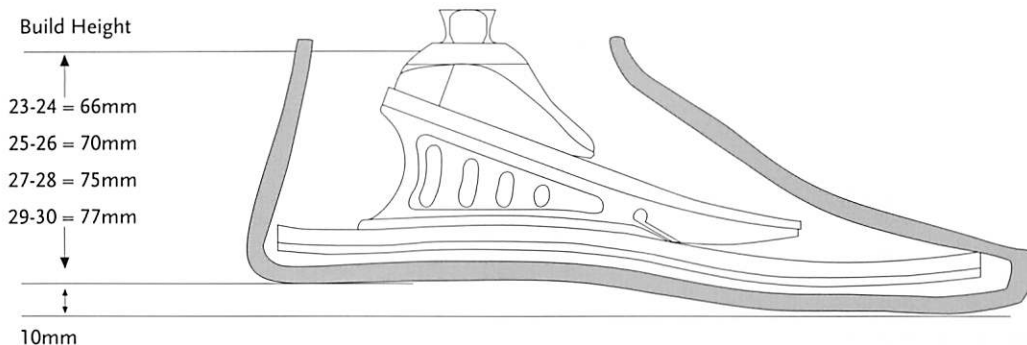
# FLEX-FOOT® AXIA™

## CATEGORY SELECTION CHART

### MODERATE IMPACT

WEIGHT RANGE	23	24	25	26	27	28	29	30
45-60 kg	0	0	0	0	1	1	N/A	N/A
61-77kg	1	1	1	1	1	1	N/A	N/A
78-90kg	1	1	2	2	2	2	4	4
91-100kg	N/A	N/A	2	2	2	2	4	4
101-116kg	N/A	N/A	3	3	3	3	4	4
117-125kg	N/A	N/A	N/A	N/A	N/A	N/A	4	4

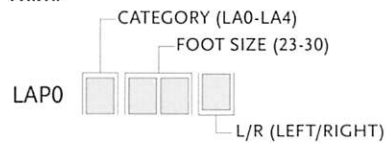
## CLEARANCE



## KITS

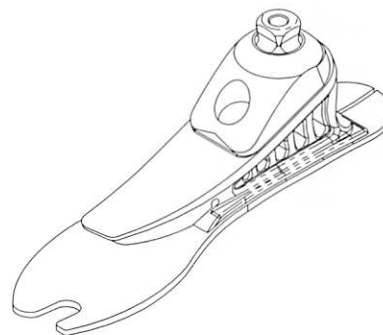
### FLEX-FOOT AXIA

#### PART#



#### Includes:

- Foot Module
- Integrated Pyramid
- Heel Inserts
- Functional Sole



# FLEX-FOOT® AXIA™

## COMPONENTS

### FLEX-FOOT AXIA HEEL INSERTS

PART#	FOOT SIZE
LAX01001	23-24
LAX01002	25-26
LAX01003	27-28
LAX01004	29-30



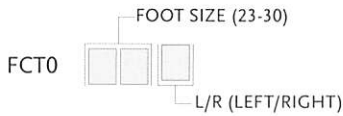
Includes:

- One Heel Insert for each side of the Tarsal Core
- Adhesive

PART#	DESCRIPTION
CM160016	Loctite 410 black

## COSMETIC FINISHING

### PART#



Includes:

- Foot Cover\*
- Attachment Plate
- Flex Foot Sock

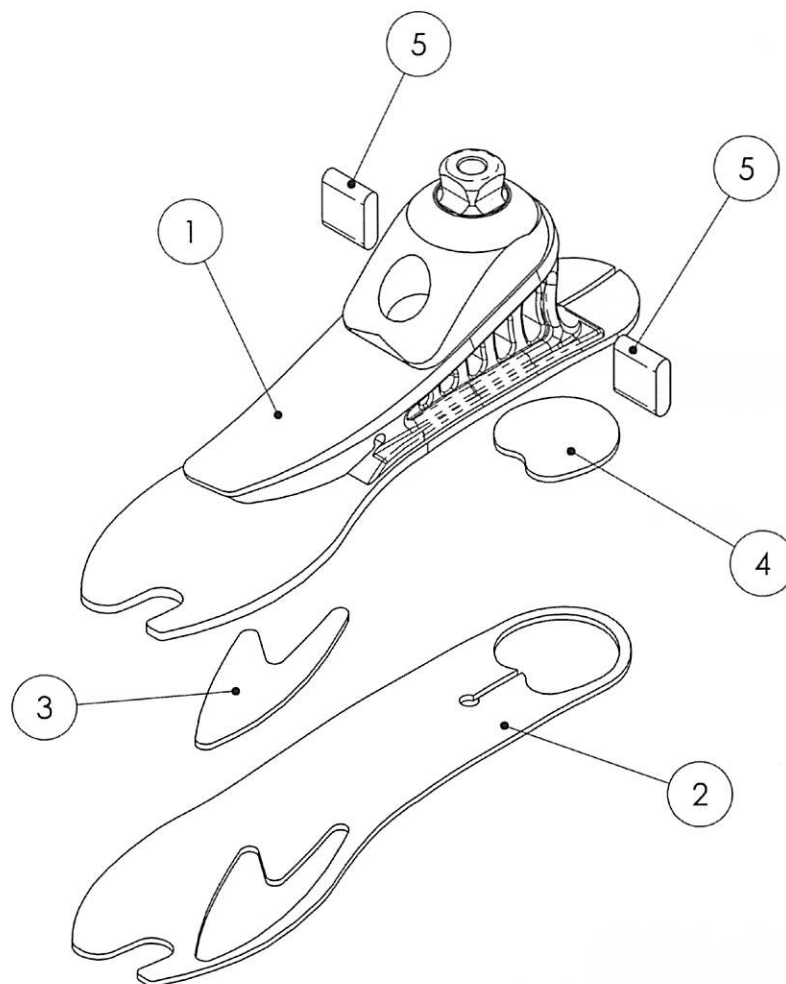
\*Please specify when ordering brown covers add "BR" to the part#.

PART#	DESCRIPTION	SIZE
FCX63006	Flex-Foot Sock	23-25
FCX63007	Flex-Foot Sock	26-30



# FLEX-FOOT® AXIA™

## DIAGRAM



### DESCRIPTION

- |    |                   |
|----|-------------------|
| 1. | Foot Module       |
| 2. | Sole              |
| 3. | Sole, Insert Toe  |
| 4. | Sole, Insert Heel |
| 5. | Heel Insert Kit   |

# FLEX-FOOT® ASSURE™



The Flex-Foot Assure is ideal as a first prosthesis or a more permanent option for the less active, particularly those experiencing poor vascular health and/or diabetes.

Designed specifically for slower speed walkers, Flex-Foot Assure incorporates an active heel combined with the full-length keel that work together to protect the vulnerable sound limb. The proven design and simple fit of Assure allows basic ambulators to take advantage of premium technology just right for them.



## USER INFORMATION

Amputation Level:	Transfemoral and Transtibial
Impact Level:	Low
Maximum Patient Weight:	136kg

## FOOT INFORMATION

Categories:	1-5
Sizes:	19-30
Weight of Foot: (Size 27)	524g w/ Pyramid and Foot Cover
Build Height: (Size 27)	127mm w/ Pyramid and Foot Cover
Heel Height:	10mm
Adapter Options:	Male Pyramid or Carbon Tube



FULL LENGTH  
TOE LEVER



PROPORTIONAL  
RESPONSE



ACTIVE TIBIAL  
PROGRESSION

## CATEGORY SELECTION CHART

WEIGHT KG	45-61kg	62-80kg	81-97kg	98-114kg	115-136kg
CATEGORY	1	2	3	4	5

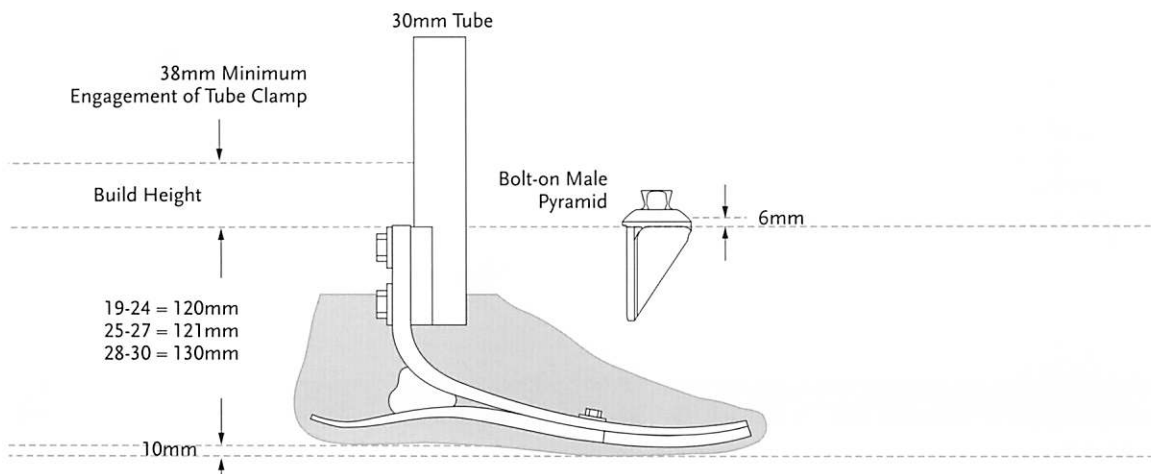
NOTE: The above categories apply only to Flex-Foot Assure

\*All sizes not available for each category



# FLEX-FOOT® ASSURE™

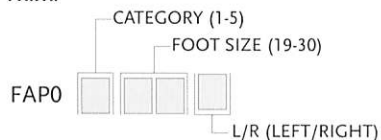
## CLEARANCE



## KITS

### FLEX-FOOT ASSURE KIT WITH MALE PYRAMID

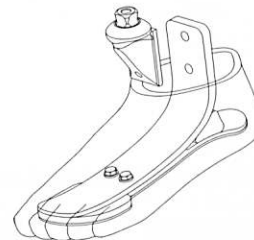
#### PART#



#### Includes:

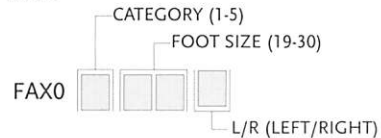
- Foot Module with Male Pyramid
- Foot Cover Kit\*

\*For Flex-Foot Assure with brown foot cover, add "BR" to the part#.



### FLEX-FOOT ASSURE KIT WITHOUT ADAPTER

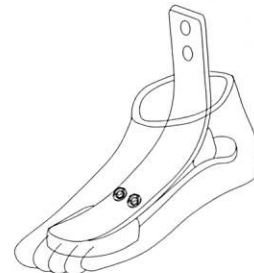
#### PART#



#### Includes:

- Foot Module
- Foot Cover Kit\*

\*For Flex-Foot Assure with brown foot cover, add "BR" to the part#.



# FLEX-FOOT® ASSURE™

## COMPONENTS

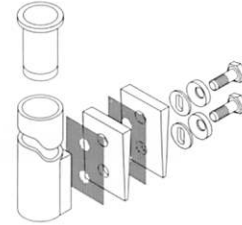
### MALE PYRAMID ADAPTER WITH BOLTS

PART#	CAT.	WEIGHT
SFX00165	1-5	3.08oz



### 30MM FIBERGLASS TUBE KIT

PART#	CAT.	WALL	THICKNESS	LENGTH	WEIGHT
SFX00001	Red	1-3	3mm	279mm	292g
SFX00002	Red	1-3	3mm	381mm	333g
SFX00003	Green	4-5	4mm	279mm	331g
SFX00004	Green	4-5	4mm	381mm	401g

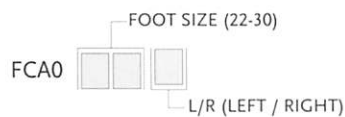


Includes:

- Tube Insert (cat. 4-5)
- Bolts (5/16" UNF)
- Spherical Washers
- Friction Pads
- Loctite 410
- Alignment Wedges

## COSMETIC FINISHING

### PART#



Includes:

- Foot Cover\*
- Attachment Plate
- Flex Foot Sock

\*Please specify when ordering brown covers add "BR" to the part#.

Note: For sizes 19-21, use FCX0\* instead of FCA0\*

PART#	DESCRIPTION	SIZE
FCX63006	Flex-Foot Sock	22-25
FCX63007	Flex-Foot Sock	26-30




# FLEX-FOOT® BALANCE



The new Flex-Foot Balance is a comfortable multi-axial foot that combines proven durability and stability with comfort; leading to optimum patient compliance for low active users.

Its full length toe lever and integrated multi-axial design offer a smooth transition from heel strike to toe off that is absent in most competitively priced feet. This means added comfort and relief for those that may be struggling with dysvascular complications.



USER INFORMATION	
Amputation Level:	Transfemoral and Transtibial
Impact Level:	Low
Maximum Patient Weight:	97kg

FOOT INFORMATION	
Categories:	0-3
Sizes:	21-28
Weight of Foot: (Size 27)	490g w/ Pyramid and Foot Cover
Build Height: (Size 27)	62mm w/ Pyramid and Foot Cover
Heel Height:	10mm
Adapter Options:	Male Pyramid



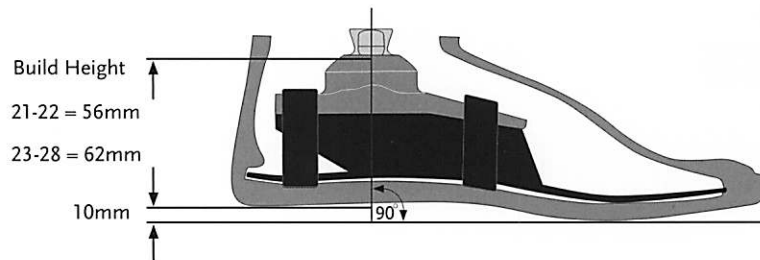
## CATEGORY SELECTION CHART

WEIGHT KG	36-44kg	45-61kg	62-80kg	81-97kg
CATEGORY	0	1	2	3

NOTE: The above categories apply only to Flex-Foot Balance

\*All sizes not available for each category

## CLEARANCE

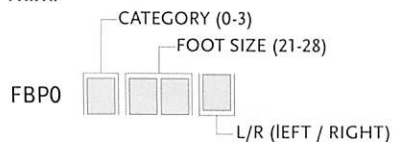


# FLEX-FOOT® BALANCE

## KITS

### FLEX-FOOT BALANCE MALE PYRAMID OPTION

PART#



Includes:

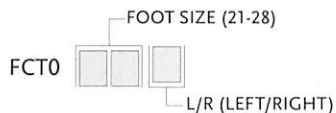
- Foot Module with a Male Pyramid Adapter
- Removable Foot Cover\* with a Flex-Foot Sock

\*For Flex-Foot Balance with brown foot cover add a "BR" suffix to the part#

## COSMETIC FINISHING

### FOOT COVER KIT, BEIGE AND BROWN\*

PART#



\*For Flex-Foot Balance with brown foot cover add a "BR" suffix to the part#

Includes:

- Foot Cover
- Flex-Foot Sock
- Foot Cover Attachment

### FLEX-FOOT SOCKS

PART#	SIZE
FCX63006	21-25
FCX63007	26-28



FLEX-FOOT®  
Low Impact

# ELATION®



Changing shoes to suit the occasion need not be a complicated affair.

Nor is it necessary to sacrifice function when choosing a heel height adjustable foot. Elation is easily adjusted up to 50mm at the touch of a button, while the foot's progressive stiffening feature adapts automatically to the load applied, ensuring a comfortable, steady gait.



## USER INFORMATION

Amputation Level:	Transfemoral and Transtibial
Impact Level:	Low to Moderate
Maximum Patient Weight:	100kg

## FOOT INFORMATION

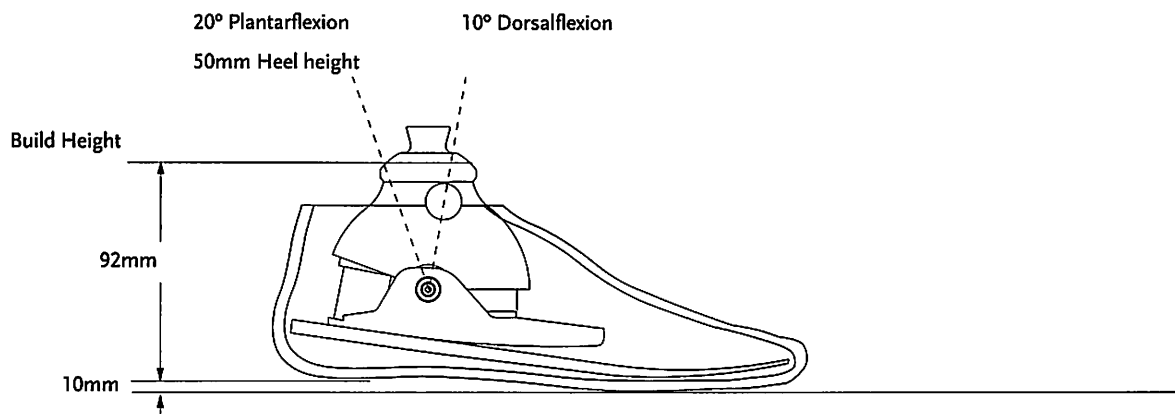
Sizes:	22-28
Weight of Foot: (Size 27)	710g w/ Pyramid and Foot Cover
Build Height: (Size 27)	92mm w/ Pyramid and Foot Cover
Heel Height:	Adjustable up to 50mm
Adapter Options:	Male Pyramid or Tube Clamp



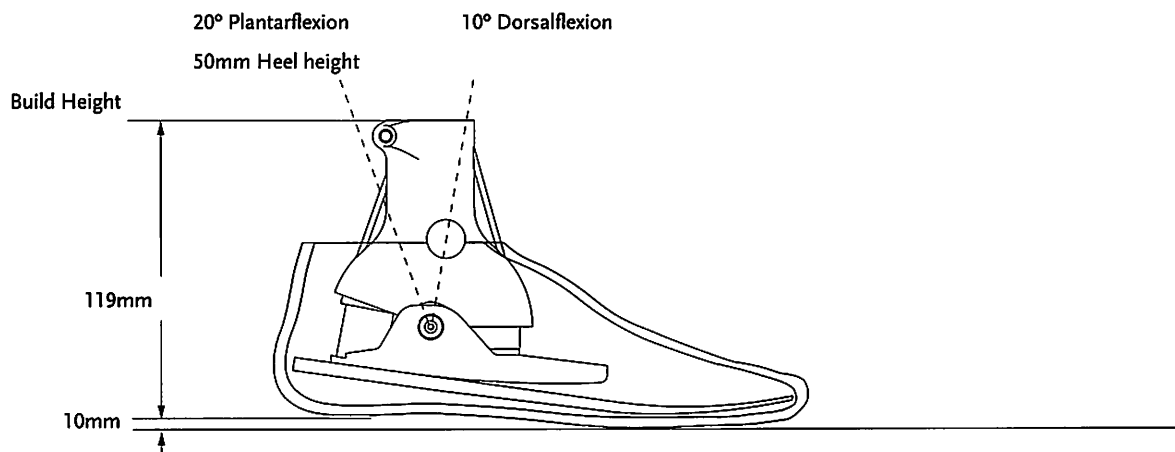
# ELATION®

## CLEARANCE

### MALE PYRAMID VERSION



### TUBE CLAMP VERSION



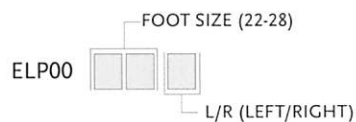
ELIXFOOT®  
Special Application

# ELATION®

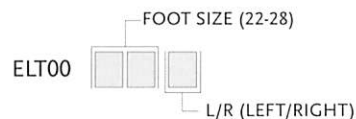
## KITS

### MALE PYRAMID

#### PART#



#### TUBE CLAMP



#### Includes:

- Foot/Ankle Module fully assembled with front and rear bumpers (black rear bumper) with bonded foot cover\*
- 3 extra rear bumpers (green, red and orange) included

\*For Elation with brown foot cover add "BR" to the part#.

## COMPONENTS

### MALE PYRAMID ANKLE KIT

LEFT FOOT	RIGHT FOOT	FOOT SIZE
ELP00001	ELP00002	22-23
ELP00003	ELP00004	24-25
ELP00005	ELP00006	26-28

### TUBE CLAMP ANKLE KIT

LEFT FOOT	RIGHT FOOT	FOOT SIZE
ELT00001	ELT00002	22-23
ELT00003	ELT00004	24-25
ELT00005	ELT00006	26-28

#### Includes:

- Ankle for Elation foot module with front and rear bumpers (black rear bumper)
- 3 extra bumpers (green, red and orange)
- Attachment Hardware



# ELATION®

## COMPONENTS

### FOOT MODULE



Includes:

- Foot Module integrated into foot cover\*

\*For Elation with brown foot cover add "BR" to the part#

### BUMPERS

PART#	DESCRIPTION
ELP0000F	Front Bumper (one double durometer bumper)
ELP0000K	Rear Bumper Kit (Green, Black, Red and Orange bumpers, one of each color)
ELP0000G	Rear Bumper Green, Soft
ELP0000B	Rear Bumper Black, Medium
ELP0000R	Rear Bumper Red, Firm
ELP0000A	Rear Bumper Orange, Extra Firm

### HARDWARE KITS

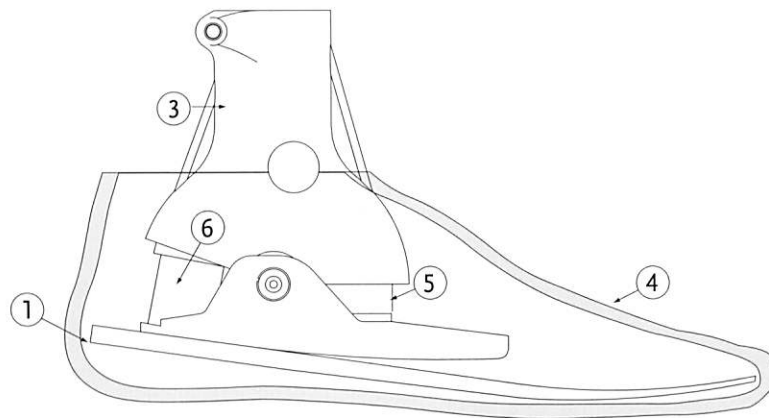
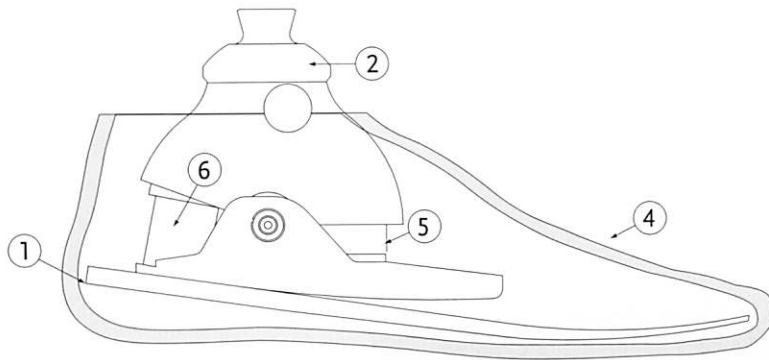
PART#	FOOT SIZE
ELX50001	22-25
ELX50002	26-28

Includes:

- 2 x M8 Bolts
- 2 x Washer
- Loctite 243

# ELATION®

## DIAGRAM



DESCRIPTION	
1.	Foot Module
2.	Elation with Pyramid
3.	Elation with Tube
4.	Foot Cosmesis
5.	Front Bumper
6.	Rear Bumper

# FLEX-SYMES™



Extremely low build height with a Carbon-X® Active Heel and alignment options.

The Flex-Symes foot design is a carbon foot module connected to an actively deflecting carbon heel. The improved alignment adapter now offers angulation and adjustments in ML / AP planes.

Flex-Symes is specifically designed for people with symes and pyrogoff amputations or transtibial users with long residual limbs.



USER INFORMATION	
Amputation Level:	Transtibial
Impact Level:	Low to High
Maximum Patient Weight:	166kg

FOOT INFORMATION	
Categories:	Size 22-24; Cat. 1-6 / Size 25-30; Cat. 1-9
Sizes:	22-30
Weight of Foot: (Size 27)	602g w/ Foot Cover
Build Height: (Size 27)	60mm w/ Foot Cover
Heel Height:	10mm
Adapter Options:	Direct Lamination Adapter

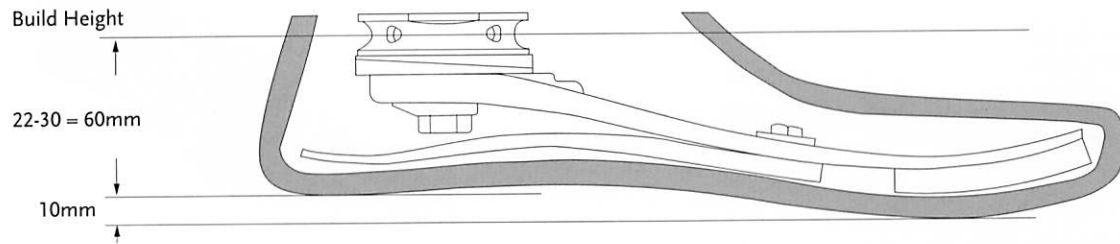


## CATEGORY SELECTION CHART

WEIGHT KG	45-52	53-59	60-68	69-77	78-88	89-100	101-116	117-130	131-147	148-166
Low Impact Level	1	1	2	3	4	5	6	7	8	9
Moderate Impact Level	1	2	3	4	5	6	7	8	9	Special Order
High Impact Level	2	3	4	5	6	7	8	9	Special Order	Special Order

# FLEX-SYMES™

## CLEARANCE



## KITS

### FLEX-SYMES WITH SOCKET ADAPTER

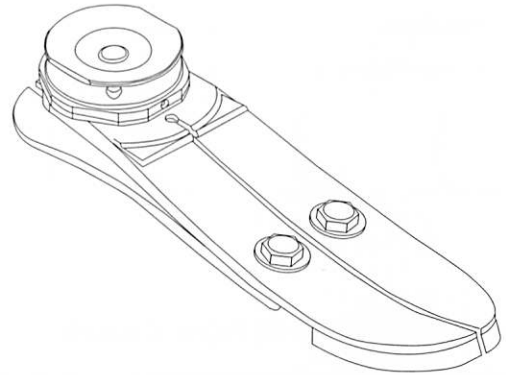
**PART#**

CATEGORY (1-9)  
FOOT SIZE (22-30)

SLP0 10MM HEEL HEIGHT

Includes:

- Carbon foot module with heel
- 2 Circular alignment wedges
- 2 Alignment pins
- 1 Anti-rotation bolt
- Washer
- Loctite 410
- Epoxy potting
- Socket adapter



### FLEX-SYMES WITHOUT ADAPTER

**PART#**

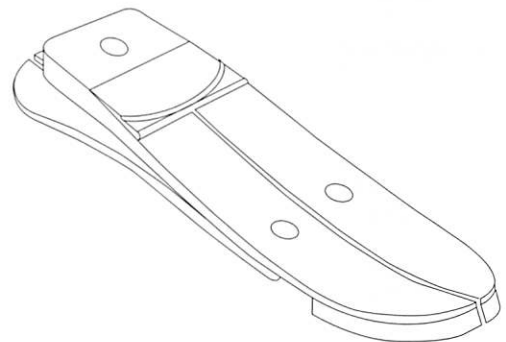
CATEGORY (1-9)  
FOOT SIZE (22-30)

SLX0 10MM HEEL HEIGHT

Includes:

- Carbon foot module with heel
- 2 Circular alignment wedges
- 2 Alignment pins
- 1 Anti-rotation bolt
- Washer
- Loctite 410
- Epoxy potting

Note: Solid toe is a special order.

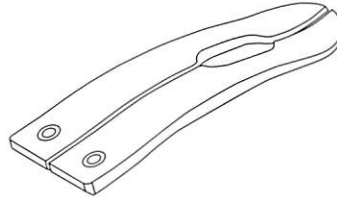
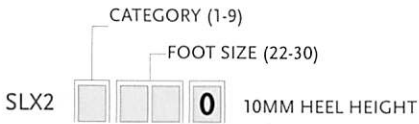


# FLEX-SYMES™

## COMPONENTS

### HEEL MODULE

#### PART#



### ALIGNMENT DISC KIT

PART#	FOOT SIZE
SLP30001	22-24
SLP30002	25-27
SLP30002	28-30



#### Includes:

- 2 Circular alignment wedges
- 2 Alignment pins
- 1 Anti rotation bolt
- Washer
- Loctite 410

### LAMINATION KIT

PART#	FOOT SIZE
SLP30011	22-24
SLP30012	25-27
SLP30013	28-30

#### Includes:

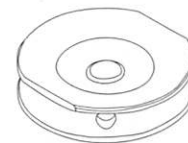
- Socket adapter with insert
- Epoxy potting

# FLEX-SYMES™

## COMPONENTS

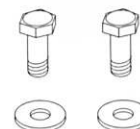
### SOCKET ADAPTER WITH INSERT

PART#	CAT.	FOOT SIZE
SLX50001	1-6	22-24
SLX50002	1-6	25-27
SLX50003	1-6	28-30
SLX50004	7-9	25-27
SLX50005	7-9	28-30



### HEEL FASTENER HARDWARE KIT

PART#	LENGTH	SIZE	CAT.
CM150004	18mm	6mm	1-6
CM150005	18mm	8mm	7-9

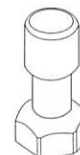


Includes:

- Bolt
- Washer

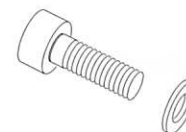
### CENTRAL BOLTS

PART#	FOOT SIZE	BOLT SIZE	CAT.
SLX30021	22-27	M12	1-6
SLX30022	25-27	M14	7-9
SLX30022	28-30	M14	1-6
SLX30024	28-30	M16	7-9



### ANTI-ROTATION BOLT KIT

PART#	FOOT SIZE	BOLT SIZE
SLX30005	22-27	M6
SLX30007	28-30	M8



Includes:

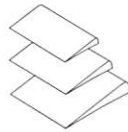
- Bolt
- Washer

# FLEX-SYMES™

## COMPONENTS

### HEEL WEDGE KIT

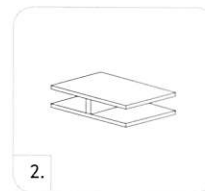
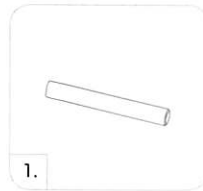
PART#	FOOT SIZE	CAT.
CM150011	22-30	1-9



Includes:

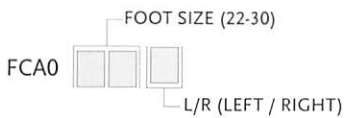
- 3 Wedges
- Adhesive

PICTURE	PART#	DESCRIPTION
1.	SLX30006	Alignment Pin
2.	CM140003	Heel Divider
	CM160009	Potting Epoxy



## COSMETIC FINISHING

### PART#



Includes:

- Foot Cover\*
- Attachment Plate
- Flex Foot Sock

\*Please specify when ordering brown covers add "BR" to the part#.



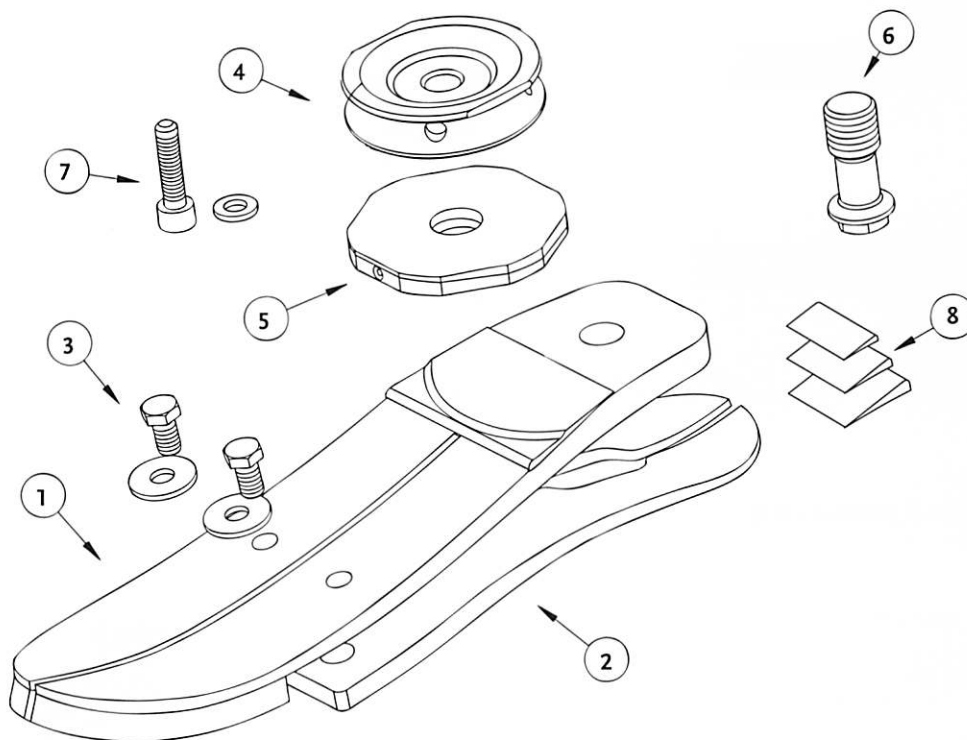
PART#	DESCRIPTION	SIZE
FCX63006	Flex-Foot Sock	22-25
FCX63007	Flex-Foot Sock	26-30





# FLEX-SYMES™

## DIAGRAM



### DESCRIPTION

- |    |                            |
|----|----------------------------|
| 1. | Foot Module                |
| 2. | Heel                       |
| 3. | Heel Fastener Hardware Kit |
| 4. | Socket Adapter             |
| 5. | Alignment Disc Kit         |
| 6. | Central Bolt               |
| 7. | Anti-Rotation Bolt Kit     |
| 8. | Heel Wedge Kit             |

# CHOPART



This 100% carbon keel is designed to be a flexible and durable solution for the longest amputation levels and partial foot prostheses.

Includes a 10mm heel height for compatibility with standard Flex-Foot shells and low-heel shoes.

Chopart is specifically designed for people with chopart amputations as well as lisfranc, pirogoff, boyd and partial foot prostheses.




## USER INFORMATION

Amputation Level:	Transtibial Amputees Lisfranc, Pirogoff, Boyd and Partial Foot Amputees
Impact Level:	Low to High
Maximum Patient Weight:	147kg

## FOOT INFORMATION

Categories:	1-8
Sizes:	22-30
Weight of Foot: (Size 27)	94g
Build Height: (Size 27)	6mm



## CATEGORY SELECTION CHART

WEIGHT KG	45-52	53-59	60-68	69-77	78-88	89-100	101-116	117-130	131-147
Low Impact Level	1	1	2	3	4	5	6	7	8
Moderate Impact Level	1	2	3	4	5	6	7	8	Special Order
High Impact Level	2	3	4	5	6	7	8	Special Order	Special Order

Chopart foot plates are a standard order in the following sizes and categories:

Sizes 22-24 in categories 1-5

Sizes 25-26 in categories 2-6

Sizes 27-28 in categories 3-7

Sizes 29-30 in categories 4-8

For information on special or custom orders, please contact your local Össur representative.

# FLEX-FOOT® ACCESSORIES

## SHOE HORN

Especially designed for Flex-Foot feet, this shoe horn makes donning and doffing foot shells fast and easy.

PART#	DESCRIPTION
CM100068	Shoe Horn

## DUAL DENSITY SHIN FAIRING

The Dual Density Shin Fairing allows the range of motion in the ankle section to be maximized without compromising the integrity of the foam where it is attached to the foot cover.


PART#	SIZE
FCX0002	One Size

Includes:

- Flexible section at ankle
- Fire retardant







FLEX-FOOT® SPORT FEET

---

# FLEX-FOOT® SPORT FEET

---

## SPORT FEET

---



FLEX-FOOT CHEETAH



FLEX-FOOT SPRINT



FLEX-FOOT RUN

FLEX-FOOT® SPORT FEET



# FLEX-FOOT CHEETAH®

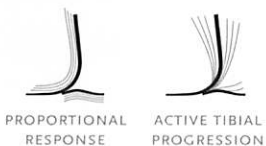


The Cheetah is a custom-built, high performance carbon fiber foot designed primarily for sporting activities.

This is the optimal sprinting foot for both transtibial and transfemoral users. It attaches posterior to the socket, making it agile, strong and a proven performer for professional athletes around the world.



USER INFORMATION		FOOT INFORMATION	
Amputation Level:	Transfemoral and Transtibial	Categories:	2-9
Impact Level:	Extreme	Sizes:	One Size Per Category
Maximum Patient Weight:	147kg	Weight of Foot:	512g
		Build Height:	411mm
		Adapter Options:	Lamination Connector or Pylon Connector



## CATEGORY SELECTION CHART

WEIGHT KG	53-59	60-68	69-77	78-88	89-100	101-116	117-130	131-147
Extreme Impact Level	2	3	4	5	6	7	8	9

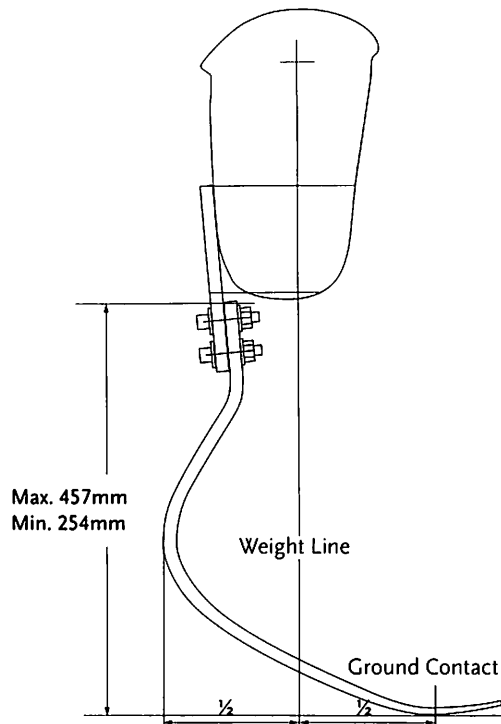
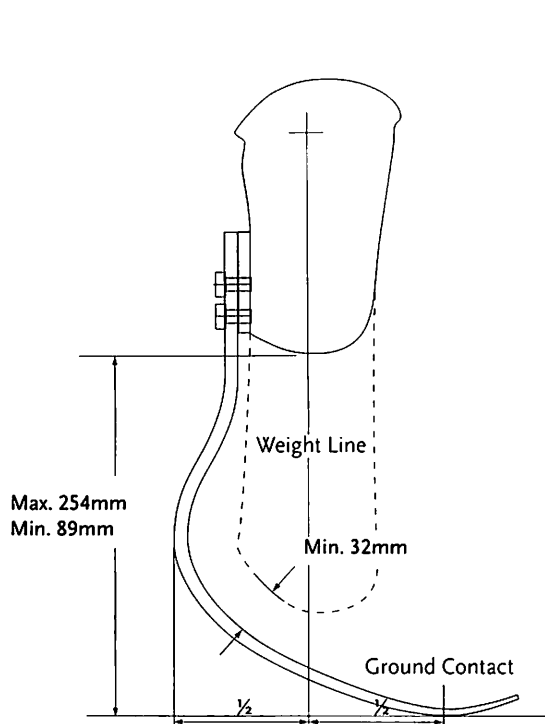
FLEX-FOOT® SPORT FEET

# FLEX-FOOT CHEETAH®

## CLEARANCE

WITH LAMINATION CONNECTOR

WITH PYLON CONNECTOR




## KITS

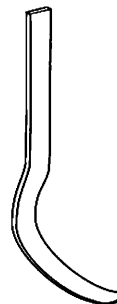
CHEETAH KIT

PART#

CATEGORY (2-9)

FSX004 

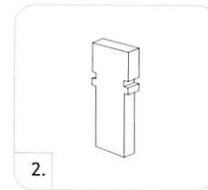
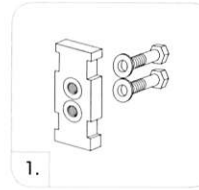
Note: Cheetah is a special order.



# FLEX-FOOT CHEETAH®

## KITS

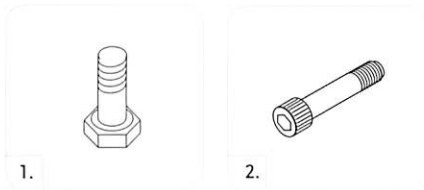
PICTURE	PART#	DESCRIPTION	CAT.
1.	FSX50001	Lamination Connector	2-6
	FSX50002	Lamination Connector	7-9
2.	FSX50003	Pylon Connector	2-6
	FSX50004	Pylon Connector	7-9



Includes:

- Connector
- Alignment Wedges
- Attachment Hardware (4)
- Lamination Kit

PICTURE	PART#	DESCRIPTION	SIZE	CAT.
1.	CM130218	Attachment Bolt for Lamination Connector	5/16"-24 x 1 1/2"	2-6
	CM130213	Attachment Bolt for Lamination Connector	3/8"-24 x 1 3/4"	7-9
2.	CM130305	Attachment Bolt for Pylon Connector	5/16"-24 x 1 1/2"	2-6
	CM130304	Attachment Bolt for Pylon Connector	3/8"-24 x 1 3/4"	7-9

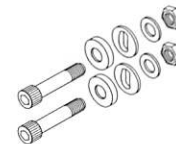


## HARDWARE KIT FOR T CONNECTORS

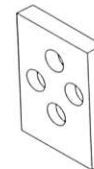
PART#	LENGTH	WEIGHT	SIZE	CAT.
CM100054	8mm	108g	x 2-1/2"	2-6
CM100055	10mm	144g	x 2-1/2"	7-9

Includes:

- Bolts
- Nuts
- Spherical Washer
- Flat Washer



PART#	DESCRIPTION	CAT.
CM140502	Alignment Wedges 2°	2-9
CM140505	Alignment Wedges 4°	2-9
CM140508	Alignment Wedges 6°	2-9
CM140511	Alignment Wedges 8°	2-9





# FLEX-SPRINT™



As the name implies, this foot is designed for short, powerful bursts of speed. Recommended for transfemoral amputees, this custom foot, is a stand-out in the athletic arena for its unparalleled energy return.



## USER INFORMATION

Amputation Level:	Transfemoral
Impact Level:	Extreme
Maximum Patient Weight:	147kg



PROPORTIONAL  
RESPONSE



ACTIVE TIBIAL  
PROGRESSION

## FOOT INFORMATION

Categories:	1-9
Sizes:	One Size Per Category
Weight of Foot:	460g
Build Height:	291mm
Adapter Options:	5° L-Bracket or 20° L-Bracket

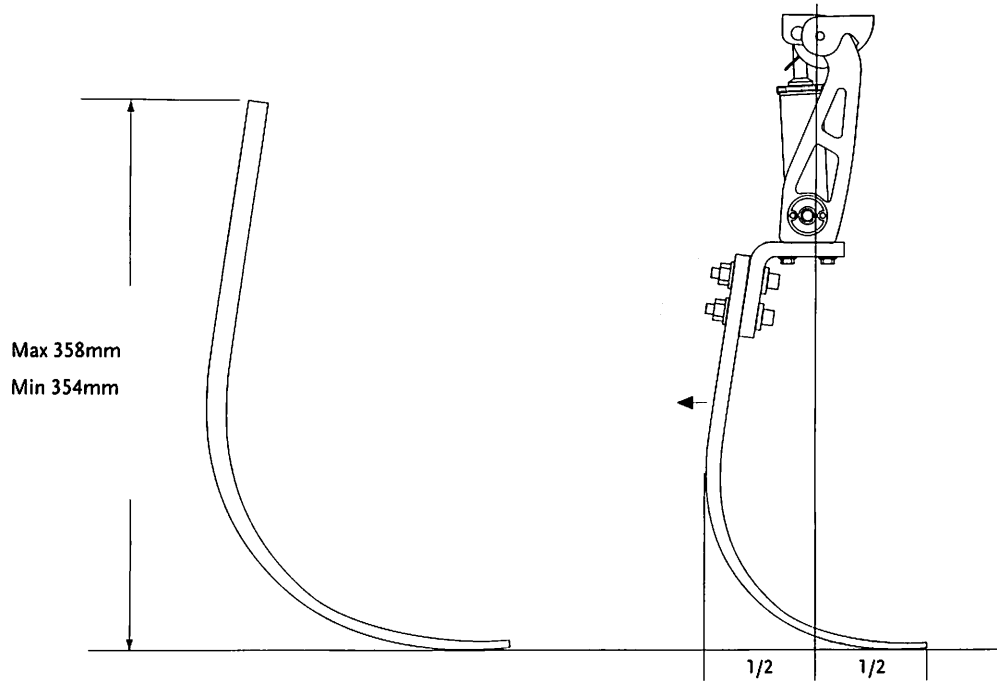
## CATEGORY SELECTION CHART

WEIGHT KG	45-52	53-59	60-68	69-77	78-88	89-100	101-116	117-130	131-147
Extreme Impact Level	1	2	3	4	5	6	7	8	9

# FLEX-SPRINT™

## CLEARANCE

### CLEARANCE AND ALIGNMENT RECOMMENDATION



FLEXFOOT SPORT FEET

## KITS


### FLEX-SPRINT KIT

PART#

CATEGORY (1-9)

FSX002

Note: Flex-Sprint is a special order.

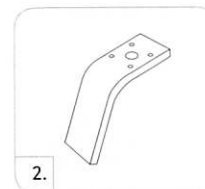
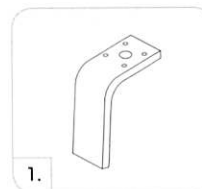


# FLEX-SPRINT™

## COMPONENTS

### L-BRACKET WITHOUT INSERTS

PICTURE	PART#	DESCRIPTION	CAT.
1.	FSX40003	5° L-Bracket without Inserts	1-6
2.	FSX40001	20° L-Bracket without Inserts	1-6

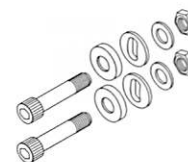


### L-BRACKET KITS

PICTURE	PART#	DESCRIPTION	CAT.
1.	FSX50005	5° L-Bracket Kits	1-6
2.	FSX50006	20° L-Bracket Kits	1-6

Includes:

- L-Bracket without inserts
- Pyramid Attachment Hardware
- Alignment Wedges
- Alignment Hardware



### HARDWARE KIT FOR T CONNECTORS

PART#	WEIGHT	SIZE	CAT.
CM100054	108g	5/16" x 2 1/2"	1-6
CM100055	144g	3/8" x 2 1/2"	7-9

Includes:

- Bolts
- Nuts
- Spherical Washer
- Flat Washer

# FLEX-RUN™

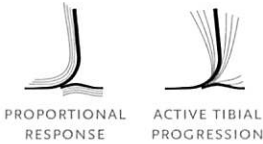


The Flex-Run is a custom designed running foot. Its vertical compliance and efficient energy return are must-haves for anyone who is serious about fitness.

Designed to be the most flexible of the running feet, the Flex-Run offers increased cushioning and the lower-frequency dynamic makes this foot ideal for Transfemoral and Transtibial users participating in activities like recreational jogging, trail running, marathon running and triathlon. Available in both Standard and Junior models.



USER INFORMATION		FOOT INFORMATION	
Amputation Level:	Transfemoral and Transtibial	Categories:	2-9
Impact Level:	High to Extreme	Sizes:	One Size Per Category
Maximum Patient Weight:	130kg	Weight of Foot:	336g
		Build Height:	279mm
		Build Height Junior:	209mm
		Adapter Options:	Male or Female Bolt on Pyramid

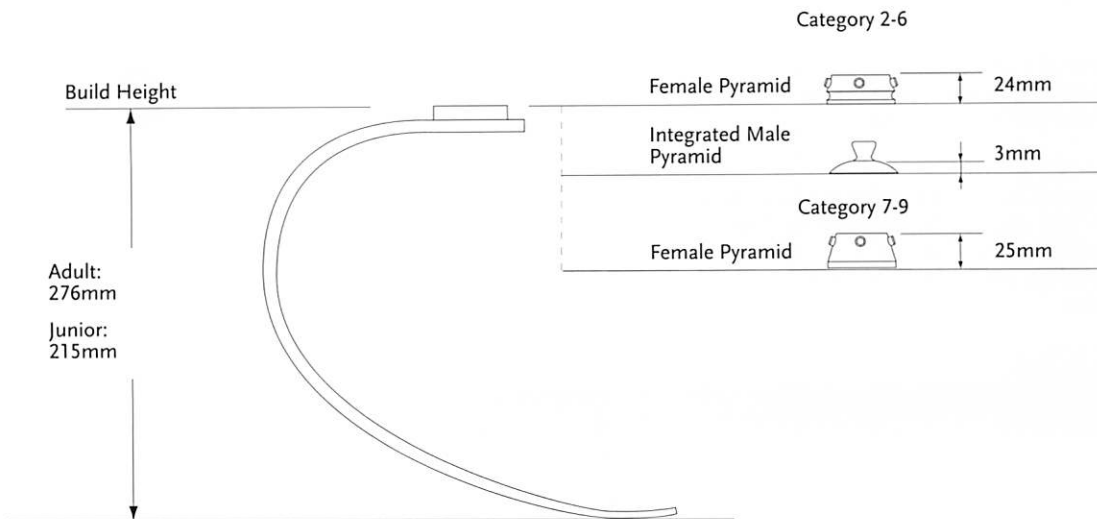


## CATEGORY SELECTION CHART

WEIGHT KG	45-52	53-59	60-68	69-77	78-88	89-100	101-116	117-130
High to Extreme Impact Level	2	3	4	5	6	7	8	9

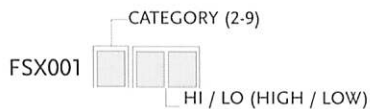
# FLEX-RUN™

## CLEARANCE



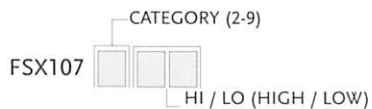
## KITS

### FLEX-RUN KIT PART#



Note: Flex-Run is a special order.

### FLEX-RUN JUNIOR KIT PART#

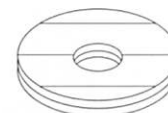


Note: Flex-Run is a special order.



## COMPONENTS

PART#	DESCRIPTION	CAT.
FWX40001	Attachment Plate	2-6
FWX40002	Attachment Plate	7-9



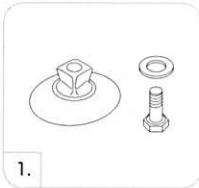
FLEX-FOOT® SPORT FEET

# FLEX-RUN™

## KITS

### FOOT ADAPTER SETS

PICTURE	PART#	DESCRIPTION	WEIGHT	BOLT SIZE	CAT.
1.	FWX00030	Male Pyramid Foot Adapter Set	75g	M10 x 30mm	2-6
2.	CM150161	Female Pyramid Foot Adapter Set	100g	M10 x 35mm	2-6
	CM150162	Female Pyramid Foot Adapter Set	186g	M12 x 50mm	7-9



### REPLACEMENT BOLT

PART#	SIZE	CAT.
CM130221	M10 x 40	2-6
CM130225	M12 x 40	7-9





Photo credit: Cameron Ledges  
Photo credit: Courtesy of Challenged Athletes Foundation and Janice Darrington

# ÖSSUR JUNIOR SOLUTIONS

## PRODUCT LINE OVERVIEW



ICEROSS JUNIOR



FLEX-FOOT JUNIOR



FLEX-RUN JUNIOR



ICELOCK 700 SERIES



TOTAL KNEE JUNIOR



JUNIOR ADAPTERS



---

# ÖSSUR JUNIOR SOLUTIONS

---

## INTRODUCTION

---

The security and well-being of children are top priorities. All products in the Junior Solution range have been designed to facilitate movements distinct to children and to suit their specific anatomy.

Össur Junior Solution offers the most advanced and complete lower limb system for active youngsters.

The first product line specifically designed for children aged 5-12 years, incorporates proven silicone and carbon fiber technology for outstanding performance.

# ICEROSS STABILO® JUNIOR LOCKING LINER

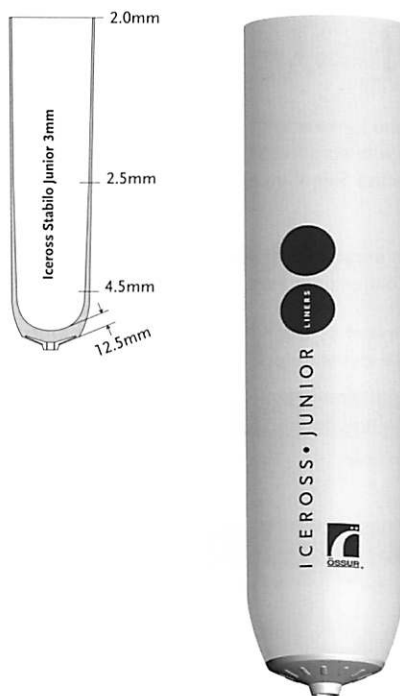


Iceross Stabilo Junior is especially designed for children providing them great comfort and stability.

Iceross Stabilo Junior provides stability and comfort for children engaging in high impact daily activities. Active Skin Care ingredients provide soothing effects, and greater comfort and stability for a day filled with games and activities. Ideal for children that require soft tissue stabilization.

Children can decorate their liners and personalize them. There are 4 different colored permanent markers included with the liner.

Össur recommends that Iceross Stabilo Junior Liner is used in conjunction with the Icelock® 700 Series.



## USER INFORMATION

Amputation Level: Transtibial application for children

Impact Level: Low to Extreme

## LINER INFORMATION

Size Standard: 12,14,16,18

Profile: 3mm

Matrix: 10cm

## SUSPENSION METHOD



LOCKING

## FEATURES



MATRIX



FABRIC COVER



ACTIVE SKIN CARE

## PART NUMBER INFORMATION - ICEROSS STABILO JUNIOR LINER

PART#	PROFILE	SUSPENSION METHOD	MATRIX
I-8501XX	3mm	Locking	10cm

Note: Sizes 12 and 14 use M6 thread. Sizes 16 and 18 offer interchangeable distal pin attachment for use with M6 or M8



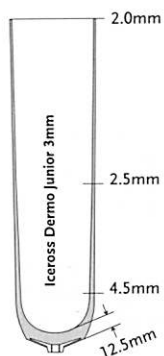
# ICEROSS DERMO® JUNIOR LOCKING LINER



Iceross Dermo Junior offers superb comfort and impact protection for children with sensitive skin engaging in medium impact daily activities. Active Skin Care ingredients are built into the silicone material.

Children can decorate their liners and personalize them. There are 4 different colored permanent markers included with the liner.

Össur recommends that Iceross Dermo Junior Liner is used in conjunction with the Icelock® 700 Series.



## USER INFORMATION

Amputation Level:	Transtibial application for children
Impact Level:	Low to High

## LINER INFORMATION

Size Standard:	12,14,16,18
Profile:	3mm
Matrix:	10mm

## SUSPENSION METHOD



LOCKING

## FEATURES



MATRIX



FABRIC COVER



ACTIVE SKIN CARE

## PART NUMBER INFORMATION - ICEROSS DERMO JUNIOR LINER

PART#	PROFILE	SUSPENSION METHOD	MATRIX
I-8502XX	3mm	Locking	10cm

Note: Sizes 12 and 14 use M6 thread. Sizes 16 and 18 offer interchangeable distal pin attachment for use with M6 or M8



# FLEX-FOOT® JUNIOR



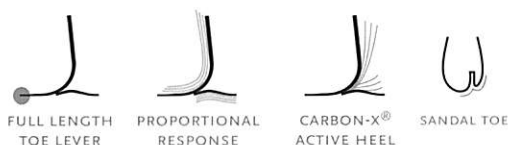
Flex-Foot Junior provides that important energy return that children require. The Carbon X® Active Heel stores energy and absorbs shock loads while the full-length toe lever contributes to stability and even stride length.

The low profile, energy storing foot module features a sandal toe shape and an integrated male pyramid. The shape of the pyramid adapter contributes to progressive stiffening of the foot, and the carbon fiber layering technique is specifically designed to offer the support and flexibility needed for the varied movements of children.



USER INFORMATION	
Amputation Level:	Transfemoral and Transtibial
Impact Level:	Low to High
Maximum Patient Weight:	45kg

FOOT INFORMATION	
Categories:	1-3
Sizes:	16-21
Weight of Foot: (Size 19)	288g
Build Height: (Size 19)	46mm
Heel Height:	10mm
Adapter Options:	Integrated Male Pyramid



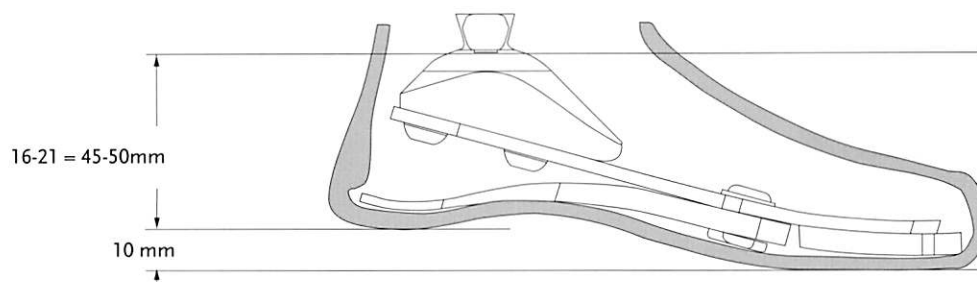
## CATEGORY SELECTION CHART

WEIGHT KG	15-24kg	25-34kg	35-45kg
CATEGORY	1	2	3

NOTE: The above categories apply only to Flex-Foot Junior

\*All sizes not available for each category

## CLEARANCE

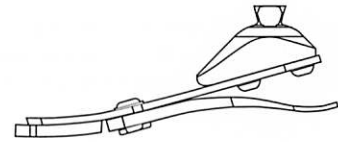
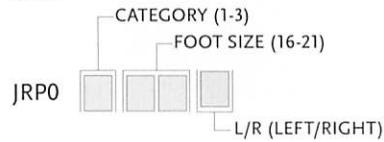


# FLEX-FOOT® JUNIOR

## KITS

### FLEX-FOOT JUNIOR KIT WITH MALE PYRAMID

**PART#**



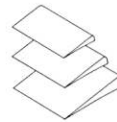
**Includes:**

- Toe Cushion
- Foot Module
- Heel Module
- Heel Fasteners
- Heel Wedges
- Male Pyramid

## COMPONENTS

### JUNIOR HEEL WEDGE KIT

PART#	FOOT SIZE	CAT.
CM150017	16-21	1-3

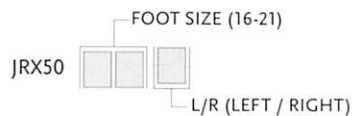


**Includes:**

- 3 Wedges
- Adhesive

## COSMETIC FINISHING

**PART#**



**Includes:**

- Foot Cover\*
- Flex Foot Sock

\*Please specify when ordering brown covers add "BR" to the part#.

PART#	DESCRIPTION	SIZE
FCX63008	Flex-Foot Sock	16-21



# FLEX-RUN™ JUNIOR




The Flex-Run Junior is a custom designed solution for children. Its vertical compliance and efficient energy return are must-haves for high active children.

Designed to be the most flexible of the running feet, the Flex-Run Junior offers increased cushioning and lower-frequency dynamic makes this foot ideal for Transfemoral and Transtibial users.

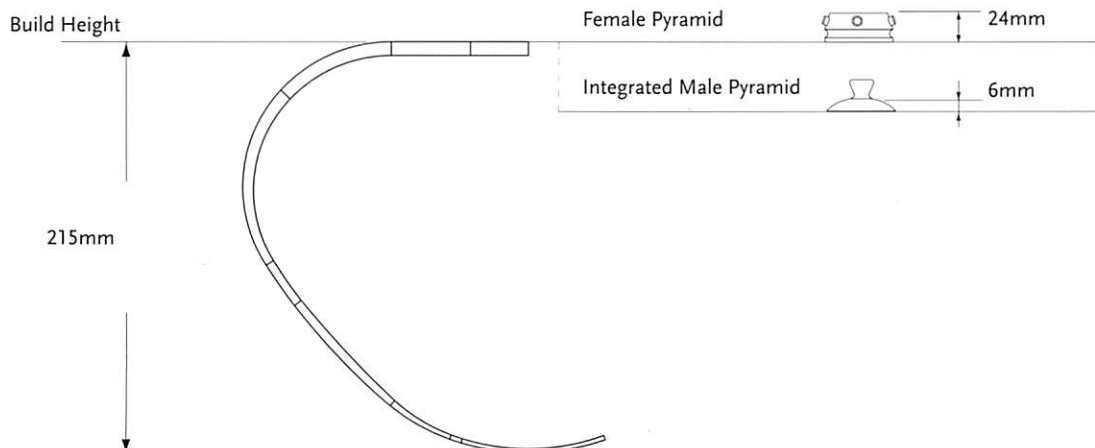


USER INFORMATION	
Amputation Level:	Transfemoral and Transtibial
Impact Level:	High to Extreme
Maximum Patient Weight:	130kg

FOOT INFORMATION	
Categories:	Special Order
Sizes:	One Size
Weight of Foot:	336g
Build Height Junior:	209mm
Adapter Options:	Male or Female Bolt on Pyramid



## CLEARANCE



JUNIOR SOLUTIONS

# FLEX-RUN™ JUNIOR

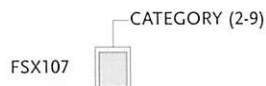
## CATEGORY SELECTION CHART

WEIGHT KG	45-52	53-59	60-68	69-77	78-88	89-100	101-116	117-130
High to Extreme Impact Level	2	3	4	5	6	7	8	9

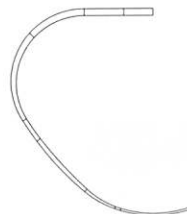
## KITS

### FLEX-RUN KIT

#### PART#

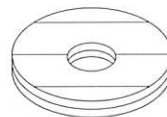


Note: Flex-Run is a special order.



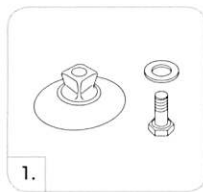
## COMPONENTS

PART#	DESCRIPTION
FWX40001	Attachment Plate



### FOOT ADAPTER SETS

PICTURE	PART#	DESCRIPTION	WEIGHT	BOLT SIZE
1.	FWX00030	Male Pyramid Foot Adapter Set	75g	M10 x 30mm
2.	CM150161	Female Pyramid Foot Adapter Set	100g	M10 x 35mm



### REPLACEMENT BOLT


PART#	SIZE
CM130221	M10
CM130224	M10
CM130210	3/8" - 16 x 2 1/2"

# ICELOCK® 700 SERIES

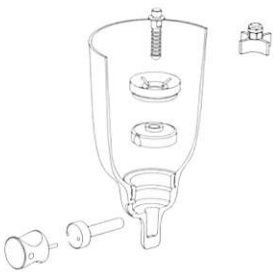


Designed to be use in conjunction with the Iceross Upper X and Iceross Junior liner systems.

- Extremely low build height and compact design
- Light-weight
- Compatible for single or double lamination fabrication method
- 45kg weight limits on components
- Locking mechanisms are replaceable from inside of the socket
- All impact levels



## DIAGRAM



Double lamination  
Icelock Ratchet 721



Single lamination  
Icelock Stainless Steel Pyramid 773



Single lamination  
Icelock Alloy 4-hole 774

PART#	DESCRIPTION	RATINGS	WEIGHT
L-721000	Icelock 721 Ratchet, Small (No Adapter)*	13mm	20g*

\*Use with L-780000 Fabrication Tooling Kit

PART#	DESCRIPTION
L-780000	Icelock fabric tooling kit

### SPECIALLY DESIGNED PYRAMIDS FOR ICELOCK 700

PART#	DESCRIPTION	RATINGS
L-773000	Icelock 773 Stainless Pyramid	45kg

PART#	DESCRIPTION	RATINGS
L-774000	Icelock 774 Aluminum 4-Hole	45kg

### RELEASE KEY

PART#	DESCRIPTION
L-792016	A tool to tighten and release the release unit (sold separately)





# TOTAL KNEE® JUNIOR



The Total Knee Junior is a small version of the adult models which offers security, natural motion, walking ease, and is easy to cosmetically cover. Offering up to 160 degrees of knee flexion makes the Total Knee Junior extremely versatile and natural for children who have a broad range of very high level activities: walking, running, sitting, squatting, and kneeling activities.

- Polycentric knee with geometric locking system
- Adjustable stance flexion
- Adjustable extension promoter
- Low build height and slender profile



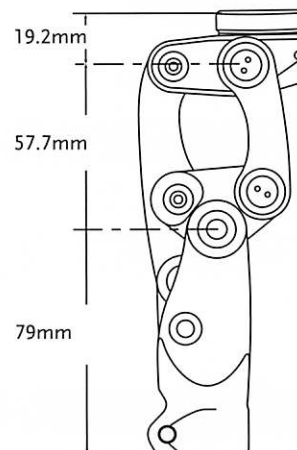
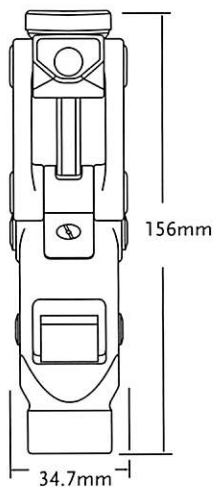
## PATIENT PROFILE:

Amputation Level:	Transfemoral and Knee Disarticulation
Impact Level:	All
Maximum Patient Weight:	45kg

## PRODUCT INFORMATION:

Build Height:	156mm
Weight of Knee:	395g
Flexion:	Stop at 160°

## CLEARANCE



# TOTAL KNEE® JUNIOR

## KITS

PART#	DESCRIPTION
1100	Total Knee Junior

## COMPONENTS

### PEDIATRIC 4-HOLE ADAPTER

An additional option for knee disarticulation

PART#	DESCRIPTION	BUILD HEIGHT	WEIGHT
AJ-122300	Aluminum	8.5mm	36g



### PEDIATRIC PYRAMID ADAPTER (RATED TO 45KG)

Best indicated for users requiring further alignment adjustments

PART#	DESCRIPTION	BUILD HEIGHT	WEIGHT
AJ-831300	Aluminum / Titanium Pyramid Insert	17.5mm	41g



### BUMPER SELECTION CHART

PART#	DESCRIPTION	COLOR	DUROMETER	PATIENT WEIGHT KG
1100-119G	Bumper	Green	Soft	Approx. 14-20kg
1100-119B	Bumper	Black	Regular	Approx. 20-29kg
1100-119R	Bumper	Red	Firm	Approx. 29-36kg
1100-119Y	Bumper	Yellow	Extra Firm	Approx. 36-45kg

### PEDIATRIC BUMPER AND SHIM KIT

PART#	DESCRIPTION
1100-Kit	A complete set of Bumpers and Shims

Includes:

- One Bumper of each durometer
- One 0.38mm Shim
- One 0.76mm Shim

### SHIMS

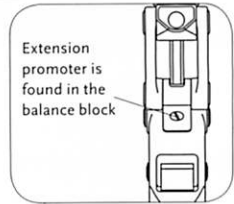
PART#	DESCRIPTION
1100-121A	0.38mm Plastic Shim
1100-121B	0.76mm Plastic Shim

# TOTAL KNEE® JUNIOR

## COMPONENTS

### EXTENSION PROMOTER

The extension promoter assists in reducing excessive heel rise during periods of faster walking or increased activity.



PART#	DESCRIPTION
1105-A	Assists in limiting heel rise, and moving the knee into a fully extended position.

### EXTENSION ASSIST

PART#	DESCRIPTION	COLOR	STIFFNESS
1170	Fully assembled extension with yellow spring inserted. Also includes blue spring.	Yellow	Regular
		Blue	Firm

### 22MM (7/8") CARBON FIBER TUBE KIT

PART#	DESCRIPTION
VFX00002	22mm Tube Kit

## JUNIOR COSMETIC FINISHING

PICTURE	PART#	DESCRIPTION
1	1145	Junior Shin Ferrule, black. Protects the knee unit and increases ease of foam cover application.
2	1150	Junior Knee Cap, small, black
3	1151	Junior Knee Cap, large, beige



# JUNIOR ADAPTERS

## SOCKET ADAPTERS (45KG WEIGHT LIMIT ON ALL JUNIOR ADAPTERS)

### 4-PRONG SOCKET ADAPTER

PART#	MATERIAL	BUILD HEIGHT	WEIGHT
AJ-114040	Stainless Steel	9.5mm	79g



### FEMALE PYRAMID INSERT FOR PRONG

PART#	MATERIAL	BUILD HEIGHT	WEIGHT
AJ-142300	Aluminum	12mm	36g



Note: Can be used in conjunction with Models AJ-831300, AJ-122300, or AJ-114040.

### MALE PYRAMID INSERT FOR PRONG

PART#	MATERIAL	BUILD HEIGHT	WEIGHT
AJ-133300	Aluminum / Stainless Steel Pyramid Insert	5.5mm	36g



Note: Can be used in conjunction with Models AJ-831300, AJ-122300, or AJ-114040.

### 4-HOLE SOCKET ADAPTER

PART#	MATERIAL	BUILD HEIGHT	WEIGHT
AJ-122100	Aluminum	14mm	46g



## 4-HOLE ADAPTERS

### 4-HOLE MALE PYRAMID

PART#	MATERIAL	BUILD HEIGHT	WEIGHT
AJ-233100	Aluminum / Stainless Steel	6mm	39g



### 4-HOLE FEMALE PYRAMID

PART#	MATERIAL	BUILD HEIGHT	WEIGHT
AJ-242100	Aluminum	14mm	34g



# JUNIOR ADAPTERS

## TUBES CLAMP ADAPTERS (45KG WEIGHT LIMIT ON ALL ÖSSUR JUNIOR ADAPTERS)

### FEMALE TUBE CLAMP

PART#	MATERIAL	BUILD HEIGHT	WEIGHT
AJ-342100	Aluminum	14mm	48g



### TUBE JUNIOR, 22MM

PART#	MATERIAL	LENGTH	WEIGHT
AJ-712010	Aluminum	250mm	104g



## SACH FOOT ADAPTER

### 8MM SACH FOOT ADAPTER

PART#	MATERIAL	BUILD HEIGHT	WEIGHT
AJ-833100	Stainless Steel Aluminum	6mm	54g





ICELOCK®

# ICELOCK® BY ÖSSUR

## ICELOCK SERIES



ICELOCK 100 SERIES



ICELOCK 200 SERIES



ICELOCK 300 SERIES



ICELOCK 400 SERIES



ICELOCK 500 SERIES



ICELOCK 600 SERIES



ICELOCK 700 SERIES

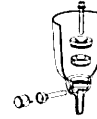
ICELOCK®

# ICELOCK® BY ÖSSUR

## ICELOCK CHARACTERISTICS

### RATCHET PIN

Used with Iceross® locking liners for moderate and highly active amputees with bony residual limbs who prefer the security of stepping into the prosthesis to don the socket. The ratchet pin makes an audible clicking sound when it engages, which many amputees find reassuring.



### CLUTCH PIN

Used with Iceross locking liners for amputees of all activity levels who have fleshy residual limbs. The patient dons the prosthesis by winding into the socket rather than pushing or stepping into it.



### SMOOTH PIN

Used with Iceross locking liners for moderate and highly active amputees with bony residual limbs who prefer the security of stepping into the prosthesis to don the socket. The lock is silent when it engages, but provides a secure suspension along the entire length of the pin.



### LANYARD

Used with Iceross locking liners for new amputees or low to moderately active amputees with fleshy residual limbs who prefer to be pulled into the socket to don the prosthesis. This suspension system allows the user to apply their prosthesis while sitting down.



### DISTAL VALVE

Designed for use with Iceross cushion liners for amputees of all activity levels that cannot tolerate a distal attachment or prefer suction suspension to a mechanical method. Used in conjunction with an Iceross or Iceflex® suspension sleeve, this suspension system allows the user to apply their prosthesis while sitting down.



### EXPULSION VALVE

Designed for use with all Iceross Seal-In® liners. Can also be used with Iceross Cushion liners and the Iceross Sleeve.





# ICELOCK® 100 SERIES



## RATCHET LOCK WITH INTEGRATED PYRAMID

- Interchangeable
- Easy to use - single lamination
- Can change to lanyard or valve
- Rated up to 120kg (titanium)
- All impact levels



PART#	DESCRIPTION	RATINGS	BUILD HEIGHT	WEIGHT
L-122000	Icelock 122 Ratchet Titanium Pyramid	120kg	22mm	104g

PART#	DESCRIPTION	RATINGS	BUILD HEIGHT	WEIGHT
L-123000	Icelock 123 Ratchet Stainless Steel Pyramid	100kg	22mm	115g

PART#	DESCRIPTION	RATINGS	BUILD HEIGHT	WEIGHT
L-180001	Icelock 100 Fabrication Kit without Braid	N/A	22mm	99g

PART#	DESCRIPTION	RATINGS	BUILD HEIGHT	WEIGHT
L-180002	Icelock 100 Fabrication Kit with Braid	N/A	22mm	285g



ICELOCK®

# ICELOCK® 200 SERIES



The Icelock 200 series offers strong and durable locks with removable clutch mechanisms. The locks provide easy and secure wind-down donning as well as an easy release unlocking mechanism.

Icelock 200 series is a great product for transfemoral amputees and is therefore ideal to use in conjunction with the Icross® Transfemoral liner.



## CLUTCH LOCKS

- Easy release unlocking mechanism
- Low build height and light-weight
- Wear-resistant stainless steel pin guide
- Secure clutch mechanism tested to tolerate at least 300kg pull
- Ability to change from Lanyard to Clutch
- All impact levels

## DIAGRAM

ICELOCK CLUTCH 211



With Pyramid\* Adapter

ICELOCK CLUTCH 211



Without Pyramid\* Adapter

ICELOCK CLUTCH 214



With 4-Hole Adapter

ICELOCK LANYARD 234



With 4-Hole Adapter

\* Note: pyramid must be purchased separately

## ICELOCK 211 OVERVIEW



Attachment Pin, Clutch



Icelock Clutch 211



Icelock Titanium Pyramid 272  
Icelock Stainless Steel Pyramid 273

# ICELOCK® 200 SERIES

## DIAGRAM

### ICELOCK 214 OVERVIEW



## PART NUMBER INFORMATION - LOCKS

PART#	DESCRIPTION	RATINGS	BUILD HEIGHT	WEIGHT
L-211000	Icelock Clutch 211 (No Adapter)	N/A	21mm	78g



PART#	DESCRIPTION	RATINGS	BUILD HEIGHT	WEIGHT
L-214000	Icelock Clutch 214 (Aluminum 4-Hole Adapter)	120kg	25mm	186g



To change from clutch to lanyard, order L-292050 Lanyard Adaptation Kit.

PART#	DESCRIPTION	RATINGS	BUILD HEIGHT	WEIGHT
L-234000	Icelock Lanyard 234	120kg	9mm	76g



To change from lanyard to clutch, order L-292020 Clutch Mechanism and T-wrench.

## PYRAMIDS FOR ICELOCK CLUTCH 211

PART#	DESCRIPTION	RATINGS	BUILD HEIGHT	WEIGHT
L-272000	Icelock Titanium Pyramid 272	166kg	9mm	76g



PART#	DESCRIPTION	RATINGS	BUILD HEIGHT	WEIGHT
L-273000	Icelock Stainless Steel Pyramid 273	100kg	8mm	64g



## ADAPTERS

PART#	DESCRIPTION	WEIGHT LIMIT
A-233100	4-Hole Male Pyramid, Aluminum	100kg
A-242100	4-Hole Female Pyramid, Aluminum	100kg
A-235100	4-Hole Male Pyramid, Titanium	166kg
A-245100	4-Hole Female Pyramid, Titanium	166kg

Socket adapters see table of contents for page.

# ICELOCK® 300 SERIES

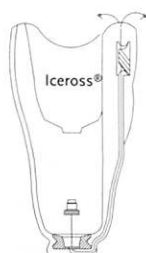


- Low build height
- Very light-weight
- Wear-resistant stainless steel pin guide
- Ideal for shower and water prostheses
- Low and moderate impact levels



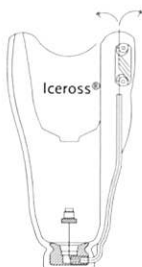
## DIAGRAM

ICELOCK LANYARD 331-L



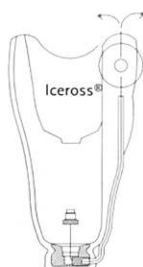
For laminated sockets

ICELOCK LANYARD 331-T



For thermoplastic sockets

ICELOCK LANYARD 390



For laminated and thermoplastic sockets

PICTURE	PART#	DESCRIPTION	BUILD HEIGHT	WEIGHT
1	L-331001	Lanyard 331-L (No Adapter)	12mm	22g
2	L-331002	Lanyard 331-T (No Adapter)	14mm	42g
3	K-390000	Icelock Lanyard 390	25mm	52g




# ICELOCK® 400 SERIES

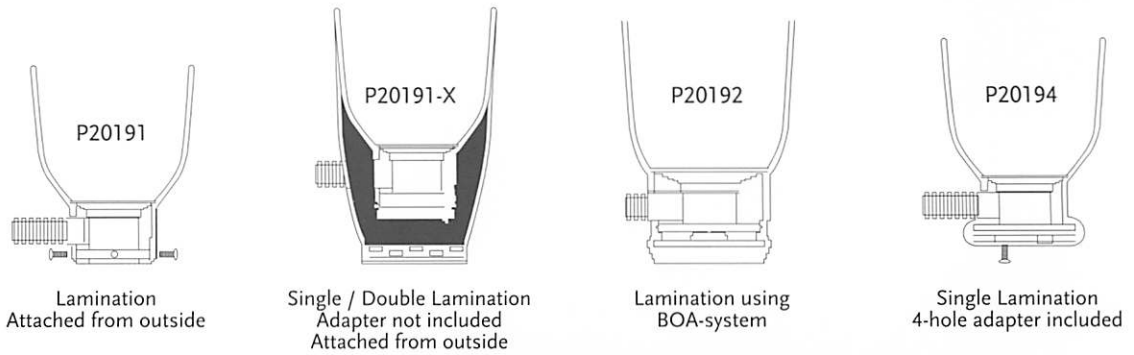


## CLUTCH LOCKS

- No movement, therefore no noise and less wear
- Removable from inside of socket
- Very lightweight
- All impact levels



## DIAGRAM



PART#	DESCRIPTION	RATINGS	BUILD HEIGHT	WEIGHT
P20191	The Pin Standard Lamination	N/A	35mm	97g
P20191X	The Pin, Single/Double Lamination	N/A	37mm	95g
P20192	The Pin for BOA-System, Lamination	N/A	47mm	110g
P20194	The Pin, w/ 4-Hole Lamination	120kg	34mm	180g

# ICELOCK® 500 SERIES



Both Icelock Expulsion Valve 551 and 552, are designed to be used with all suction suspension systems. The valves are positioned in a housing that seals securely against the inner surface of the hard socket near the distal end. The valves expell air under positive pressure when entering a socket. During removal of the prosthesis the push button needs to be compressed to allow air back into the hard socket. The Icelock 500 Series can be used for all impact levels.

PART#	DESCRIPTION
L-551002	Icelock Expulsion Valve 551

The Icelock 551 Valve is an auto-expulsion and push button suction release in the same compact, easy to install package (M 10). The valve is recommended for both Transtibial and Transfemoral users. The kit includes a flexible socket housing.

PART#	DESCRIPTION
L-552000	Icelock Expulsion Valve 552

Icelock 552 Valve is an auto-expulsion valve with push button for suction release. The core of the valve can be unscrewed to facilitate rapid donning and it makes it possible to pull donning socks through the valve. The valve can be used with a flexible interface and is recommended for Transfemoral users.



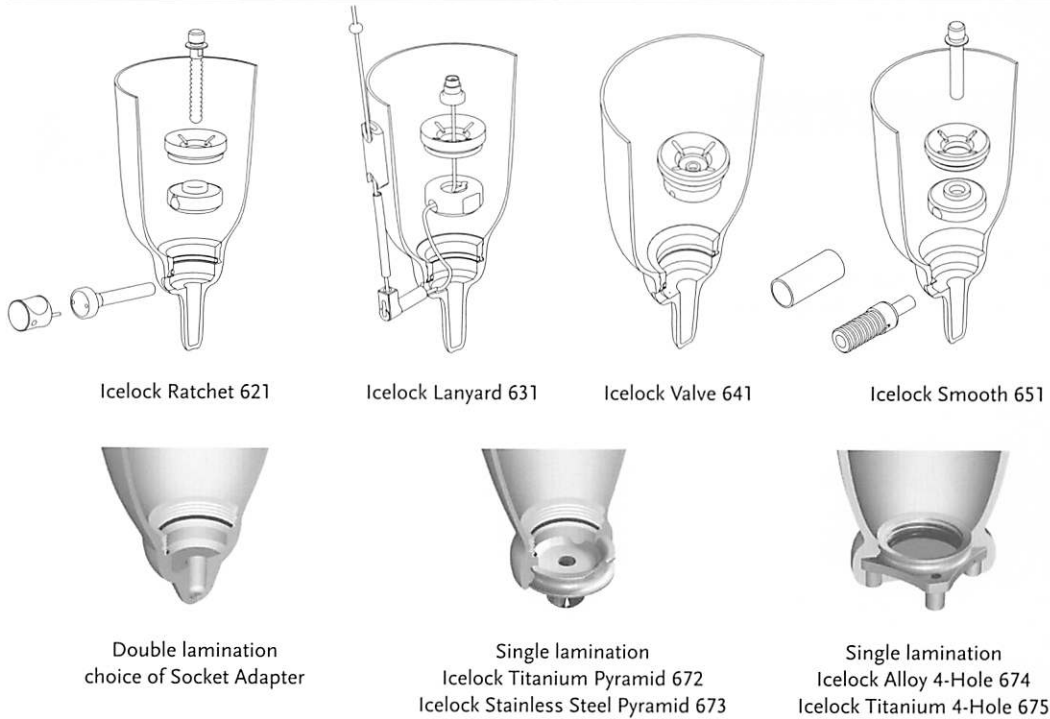
# ICELOCK® 600 SERIES



- Extremely light-weight and low build height.
- Fabrication Tools make the weight fabrication process very effective
- Very strong and durable
- Socket Adapters rated up to 166kg
- Easily interchangeable
- Removable from the inside of the socket
- All impact levels



## DIAGRAM



### ICELOCK 600 SERIES

PART#	DESCRIPTION	BUILD HEIGHT	WEIGHT
L-621000	Icelock 621 Ratchet (No Adapter)	15mm	59g



PART#	DESCRIPTION	BUILD HEIGHT	WEIGHT
L-631000	Icelock 631 Lanyard (No Adapter)	15mm	49g



# ICELOCK® 600 SERIES

PART#	DESCRIPTION	BUILD HEIGHT	WEIGHT
L-641000	Icelock 641 Valve (No Adapter)	15mm	40g



PART#	DESCRIPTION	BUILD HEIGHT	WEIGHT
L-651000	Icelock 651 Smooth (No Adapter)*	15mm	68g



\*Use with L-680000 Fabrication Tooling Kit

PART#	DESCRIPTION
L-680000	Icelock 680 Fabrication Tools (Reusable)



## SPECIALLY DESIGNED PYRAMIDS FOR ICELOCK 600

PART#	DESCRIPTION	RATINGS
L-672000	Icelock 672 Titanium Pyramid	166kg



PART#	DESCRIPTION	RATINGS
L-673000	Icelock 673 Stainless Steel Pyramid	100kg



PART#	DESCRIPTION	RATINGS
L-674000	Icelock 674 Aluminum 4-Hole	100kg



PART#	DESCRIPTION	RATINGS
L-675000	Icelock 675 Titanium 4-Hole	166kg



## RELEASE KEY

PART#	DESCRIPTION
L-692016	A tool to tighten and release the release unit (sold separately)





# ICELOCK® 700 SERIES



Designed to be use in conjunction with the Iceross Upper X and Iceross Junior liner systems.

- Extremely low build height and compact design
- Light-weight
- Compatible for single or double lamination fabrication method
- 45kg weight limits on components
- Locking mechanisms are replaceable from inside of the socket
- All impact levels



## DIAGRAM



Double lamination  
Icelock Ratchet 721



Single lamination  
Icelock Stainless Steel Pyramid 773



Single lamination  
Icelock Alloy 4-hole 774

PART#	DESCRIPTION	RATINGS	WEIGHT
L-721000	Icelock 721 Ratchet, Small (No Adapter)*	13mm	20g*

\*Use with L-780000 Fabrication Tooling Kit

PART#	DESCRIPTION
L-780000	Icelock fabric tooling kit

### SPECIALLY DESIGNED PYRAMIDS FOR ICELOCK 700

PART#	DESCRIPTION	RATINGS
L-773000	Icelock 773 Stainless Pyramid	45kg

PART#	DESCRIPTION	RATINGS
L-774000	Icelock 774 Aluminum 4-Hole	45kg

### RELEASE KEY

PART#	DESCRIPTION
L-792016	A tool to tighten and release the release unit (sold separately)



ICELOCK®

---

# MATERIALS BY ÖSSUR

---

## MATERIALS

---



ÖSSUR RIGID DRESSING



ICECAST ANATOMY



MODULAR SOCKET SYSTEM



PRESSURE PADS

---

# MATERIALS BY ÖSSUR

---

## INTRODUCTION

---

While Iceross® can be used with conventional socket designs, the best outcomes are realized with a Total Surface Bearing (TSB) socket design.

The TSB design offers several advantages over traditional socket designs including:

- Force distribution over the entire surface of the residual limb, which reduces peak pressures in the socket.
- The resulting total contact with the residual limb enhances blood circulation.
- Sensory feedback (proprioception) is improved.

Össur recommends two casting methods for creating a transtibial TSB socket for use with Iceross:

- Hand cast with Plaster of Paris
- Modular Socket System direct casting using the Icecast® Anatomy Kit (for transtibial applications only).

Each procedure is described in detail in the Össur Technical Manuals, which can be downloaded at [www.ossur.com](http://www.ossur.com). The success of any of the methods depends on the correct selection and application of the Iceross liner.

### ACCURATE, EFFICIENT SOCKET-MAKING

Össur works with prosthetists worldwide, developing socket-making techniques that deliver consistently good clinical outcomes. Icecast Anatomy provides additional control over soft tissue during pressure casting, reducing rectification time and ensuring repeatable, accurate results. Modular Socket System offers a mobile socket-making system that requires only one appointment to produce the socket. Precasting adjustments for pressure points eliminate the need for rectifications.



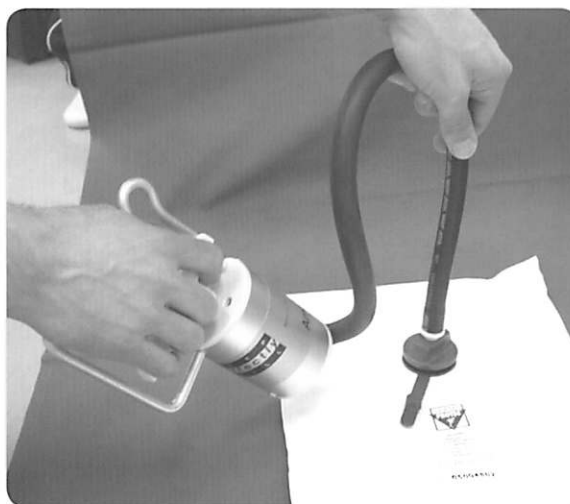
## ÖSSUR RIGID DRESSING (ORD)

Össur Rigid Dressing immobilizes, protects and controls post-operative oedema in the transtibial residual limb immediately following transtibial amputation surgery.

Immobilization and oedema control are achieved by providing a firm dressing formed to match the volume and shape of the residual limb.

The immobilization will assist in prevention of contractures by restricting knee flexion. Effectively constraining and matching the volume of the residual limb will prevent an increase in oedema following surgery. Containing the residual limb provides protection from discomfort, caused by bed trauma and possible falls during early rehabilitation.

The ORD is made out of soft and pliable material and can thus be formed to the residual limb. The dressing is made rigid by creating vacuum in the internal chambers of the product.



# ÖSSUR RIGID DRESSING (ORD)

## SIZE SELECTION

To ensure correct selection and optimal function from Össur Rigid dressing, select the appropriate size as follows:

SIZE	CIRCUMFERENCE 4 CM FROM DISTAL END OF RESIDUAL LIMB	CIRCUMFERENCE 50 CM FROM DISTAL END OF RESIDUAL LIMB
SMALL	UP TO 42 CM	UP TO 58 CM
LARGE	42-65 CM	58 – 70 CM

Note: All circumference measurements are taken over dressings and padding material.

## PART NUMBER INFORMATION

To ensure correct selection and optimal function from Össur Rigid dressing, select the appropriate size as follows:

PART#	DESCRIPTION	SIZE
K-239100	OSSUR RIGID DRESSING	SMALL
K-239101	OSSUR RIGID DRESSING	LARGE
K-239105	VACUUM PUMP FOR RIGID DRESSING	



# ICECAST® ANATOMY

Icecast Anatomy represents a further development of the pressure-casting concept. Contour Cell™ shaping-chambers positioned over soft tissue areas can be inflated independently to achieve displacement of the tissue creating a more anatomically correct socket shape. The increased control over the socket shape enhances user comfort, stability and rotation control. As the residual limb is "loaded" by the pressure-casting instrument during casting, it is possible to eliminate the need for modification of the resultant socket shape.



## KITS

PART#	DESCRIPTION
D-040500	Icecast Anatomy Kit

## COMPONENTS

PICTURE	PART#	DESCRIPTION
1.	D-040510	Icecast Anatomy Pump
2.	D-040520	Icecast Anatomy Bladder
3.	D-040543	Icecast Anatomy Stabilizing Tool
4.	D-040546	Icecast Anatomy Casting Pin
5.	D-040547	Icecast Anatomy Ring Assembly Tool
6.	D-040550	Icecast Anatomy Distal Silicone Seal



# MODULAR SOCKET SYSTEM

The Modular Socket System method and materials enable consistency in socket production, providing a well-fitting socket for intermediate to definitive use.

Application methods include:

- Standard lamination (over positive model)
- Direct lamination (over residuum) using Icecast® Anatomy
- Clean fabrication through contained resin handling
- The socket has 4-hole adapter that goes with all locking mechanism. The adapters built height is about 10 mm
- It is an airtight socket design which can be used with Icross Seal-In®
- It is applicable both in standard and direct lamination
- The curing is within 30 minutes and the curing process does not generate more heat than 50°C
- The socket is ISO proved and CE marked



## KITS

### M 100 FIBER

PART#	DESCRIPTION
M-100101	5" Glass Fiber Braids w/ Distal Attachment
M-100110	5" Glass Fiber Braids w/ Distal Attachment (10pc)
M-100150	5" Glass Fiber Braids w/ Distal Attachment (50pc)
M-100100	5" Glass Fiber Braids w/ Distal Attachment (100pc)
M-100201	7" Glass Fiber Braids w/ Distal Attachment
M-100210	7" Glass Fiber Braids w/ Distal Attachment (10pc)
M-100250	7" Glass Fiber Braids w/ Distal Attachment (50pc)
M-100200	7" Glass Fiber Braids w/ Distal Attachment (100pc)
M-100401	5" Carbon Fiber Braids w/ Distal Attachment
M-100410	5" Carbon Fiber Braids w/ Distal Attachment (10pc)
M-100450	5" Carbon Fiber Braids w/ Distal Attachment (50pc)
M-100400	5" Carbon Fiber Braids w/ Distal Attachment (100pc)
M-100501	7" Carbon Fiber Braids w/ Distal Attachment
M-100510	7" Carbon Fiber Braids w/ Distal Attachment (10pc)
M-100550	7" Carbon Fiber Braids w/ Distal Attachment (50pc)
M-100500	7" Carbon Fiber Braids w/ Distal Attachment (100pc)



# MODULAR SOCKET SYSTEM

## KITS

### M 200 RESIN

PART#	DESCRIPTION
M-200101	Resin Cartridge
M-200110	Resin Cartridge (10pcs)
M-200150	Resin Cartridge (50pcs)
M-200100	Resin Cartridge (100pcs)



### M 400 TOOLS/MATERIALS

PICTURE#	PART#	DESCRIPTION
1.	M-400101	Silicone Insulation Sheets 30m
2.	M-400102	Silicone Insulation Caps (10pcs)
3.	M-400201	Resin Injection Tool
4.	M-400202	Distal Attachment Tool



### M 500 START UP KITS

PART#	DESCRIPTION
M-500101	Modular Start-Up Kit (Glass Fibers)
M-500200	Modular Start-Up Kit (Carbon Fibers)

#### Includes:

- 4 pcs of glass fibers (4x5") or 4 pcs of carbon fibers (3x5" & 1x7")
- 4 pcs of resin cartridge
- 30m of silicone insulation sheets
- 10 pcs of silicone insulation caps
- 1 pc of resin injection tool
- 1 pc of distal attachment tool





# MODULAR SOCKET SYSTEM

## COMPONENTS

Össur recommends that the following products are used in conjunction with the Modular Socket System.

PART#	DESCRIPTION
L-661000	600 Modular Spacer for Icelock 600 Series*

\*Must be used with Icelock® 600 series.

PART#	DESCRIPTION
A-242500	4-Hole Female Pyramid with 20/20 Offset

PART#	DESCRIPTION
L-214100	Icelock Clutch 4H 214 for Modular Socket System


For direct lamination Össur recommends the use of Icecast® Anatomy. For lock options, the Icelock Clutch 4H 214 or the Icelock 600 Series are optimal solutions.



MATERIALS




## PRESSURE PADS

The Pressure pads are designed to reduce peak pressures in sockets in prominent bony areas. Made from a non-compressible silicone that optimizes pressure redistribution. Pressure pads can improve the comfort of laminated, thermoformed or directly manufactured sockets such as the Modular Socket System. The pads feature a self-adhesive backing to enable easy application.



## KITS

PICTURE	PART#	DESCRIPTION
1.	K-190100	Set No. 1, 5 pads (one small disc, one medium disc, one large disc, one spoon pad and one cylindrical pad)
2.	K-190101	Discs, 6 pads in 3 sizes (2 small, 2 medium, 2 large)
3.	K-190102	Spoon (4 large pads)
4.	K-190104	Cylindrical (8 large pads)
5.	K-190110	Set No. 2, 8 pads (one small spoon, 2 cylindrical, small and large; 2 oval, small and large; 2 drops and one horse shoe)
6.	K-190115	Oval, 8 pads, (4 small; 4 large)
7.	K-190150	Ergo pads



# ADAPTERS - WEIGHT LIMIT 100KG

## STANDARD ADAPTERS

### 4-HOLE SOCKET ADAPTER

PART#	MATERIAL	HEIGHT	BUILD HEIGHT	WEIGHT
A-122100	Aluminum	18.5mm	18.5mm	70g



### MALE PYRAMID INSERT FOR PRONG

PART#	MATERIAL	HEIGHT	BUILD HEIGHT	WEIGHT
A-133300	Aluminum with Stainless Steel Insert	31mm	7.5mm	54g



### FEMALE PYRAMID INSERT FOR PRONG

PART#	MATERIAL	HEIGHT	BUILD HEIGHT	WEIGHT
A-144300	Stainless Steel	23mm	14mm	38g



## 4-HOLE ADAPTERS, WITH SCREWS

### 4-HOLE MALE PYRAMID

PART#	MATERIAL	HEIGHT	BUILD HEIGHT	WEIGHT
A-233100	Aluminum with Stainless Steel Insert	23.5mm	9mm	62g



### 4-HOLE FEMALE PYRAMID

PART#	MATERIAL	HEIGHT	BUILD HEIGHT	WEIGHT
A-242100	Aluminum	16mm	16mm	46g



## TUBE CLAMPS

### MALE PYRAMID TUBE CLAMP

PART#	MATERIAL	HEIGHT	BUILD HEIGHT	WEIGHT
A-333100	Aluminum with Stainless Steel Insert	56mm	41.5mm	62g



### FEMALE PYRAMID TUBE CLAMP

PART#	MATERIAL	HEIGHT	BUILD HEIGHT	WEIGHT
A-342100	Aluminum	50mm	16mm	64g



# ADAPTERS - WEIGHT LIMIT 100KG

## TUBE CLAMPS

### 4-HOLE TUBE CLAMP

PART#	MATERIAL	HEIGHT	BUILD HEIGHT	WEIGHT
A-322100	Aluminum	38mm	4mm	52g



## SINGLE ADAPTERS

### MALE SINGLE ADAPTER - SHORT

PART#	MATERIAL	HEIGHT	BUILD HEIGHT	WEIGHT
A-433110	Aluminum with Stainless Steel Pyramid Insert	50mm	35.5mm	60g



### MALE SINGLE ADAPTER - LONG

PART#	MATERIAL	HEIGHT	BUILD HEIGHT	WEIGHT
A-433120*	Aluminum with Stainless Steel Pyramid Insert	77mm	63mm	86g



\*77mm overall, can be cut to length 70mm

### FEMALE SINGLE ADAPTER

PART#	MATERIAL	HEIGHT	BUILD HEIGHT	WEIGHT
A-442100*	Aluminum	100mm	100mm	86g



\*100mm overall, can be cut to length 60mm

## STANDARD ADAPTERS

### FEMALE DOUBLE ADAPTER - 32MM

PART#	MATERIAL	HEIGHT	BUILD HEIGHT	WEIGHT
A-542110	Aluminum	32mm	32mm	66g



### FEMALE DOUBLE ADAPTER - 45MM

PART#	MATERIAL	HEIGHT	BUILD HEIGHT	WEIGHT
A-542120	Aluminum	45mm	45mm	76g



### FEMALE DOUBLE ADAPTER - 60MM

PART#	MATERIAL	HEIGHT	BUILD HEIGHT	WEIGHT
A-542130	Aluminum	60mm	60mm	88g



# ADAPTERS - WEIGHT LIMIT 100KG

## STANDARD ADAPTERS

### FEMALE DOUBLE ADAPTER - 75MM

PART#	MATERIAL	HEIGHT	BUILD HEIGHT	WEIGHT
A-542140	Aluminum	75mm	75mm	100g




### MALE DOUBLE ADAPTER

PART#	MATERIAL	HEIGHT	BUILD HEIGHT	WEIGHT
A-533100	Aluminum with Stainless Steel Pyramid Insert	41mm	12mm	84g




## PYLONS AND TUBES


PART#	MATERIAL	LENGTH
A-712010	Tube - Short Aluminum	250mm
A-712020	Tube - Long Aluminum	400mm



PART#	MATERIAL	LENGTH
A-742010	Female Pylon - Short Aluminum/Stainless Steel	250mm
A-742020	Female Pylon - Long Aluminum/Stainless Steel	400mm



PART#	MATERIAL	LENGTH
A-762111	Female Pylon Kit 1- Short Aluminum/Stainless Steel	250mm
A-762121	Female Pylon Kit 1- Long Aluminum/Stainless Steel	400mm



## FOOT ADAPTER

### SACH FOOT ADAPTER

PART#	MATERIAL	HEIGHT	BUILD HEIGHT	WEIGHT
A-833100	Aluminum with Stainless Steel Pyramid insert	25mm	9.5mm	105g



## SHIFT ADAPTERS

### FIXED 9MM OFFSET ADAPTER

PART#	MATERIAL	HEIGHT	BUILD HEIGHT	WEIGHT
A-642100	Aluminum	75mm	34mm	172g



ADAPTERS

# ADAPTERS - WEIGHT LIMIT 166KG

## SHIFT ADAPTERS

PART#	MATERIAL	HEIGHT	BUILD HEIGHT	WEIGHT
A-645210	Shift Adapter with Titanium	60mm	60mm	208g



## SOCKET ADAPTERS

### MALE PYRAMID SOCKET ADAPTER

PART#	MATERIAL	HEIGHT	BUILD HEIGHT	WEIGHT
A-135100	Titanium	23mm	8.5mm	58g



### 4-HOLE SOCKET ADAPTER

PART#	MATERIAL	HEIGHT	BUILD HEIGHT	WEIGHT
A-125100	Titanium	18.5mm	18.5mm	112g



### 4-PRONG SOCKET ADAPTER

PART#	MATERIAL	BUILD HEIGHT	WEIGHT
A-114040	Stainless Steel	8mm	154g



### 3-PRONG SOCKET ADAPTER

PART#	MATERIAL	BUILD HEIGHT	WEIGHT
A-114030	Stainless Steel	8mm	124g



### MALE PYRAMID INSERT FOR PRONG

PART#	MATERIAL	HEIGHT	BUILD HEIGHT	WEIGHT
A-135300	Titanium	31mm	7.5mm	56g



### FEMALE PYRAMID INSERT FOR PRONG

PART#	MATERIAL	HEIGHT	BUILD HEIGHT	WEIGHT
A-145300	Titanium	23mm	14mm	53g



PART#	MATERIAL	HEIGHT	BUILD HEIGHT	WEIGHT
A-145310	Titanium	9mm	9mm	33g



# ADAPTERS - WEIGHT LIMIT 166KG

## 4-HOLE ADAPTERS, WITH SCREWS

### 4-HOLE MALE PYRAMID

PART#	MATERIAL	HEIGHT	BUILD HEIGHT	WEIGHT
A-235100	Titanium	23mm	8.5mm	54g



### 4-HOLE MALE PYRAMID WITH ROTATION

PART#	MATERIAL	HEIGHT	BUILD HEIGHT	WEIGHT
A-235300	Titanium	25mm	10.5mm	72g



### 4-HOLE MALE PYRAMID WITH 8MM OFFSET

PART#	MATERIAL	HEIGHT	BUILD HEIGHT	WEIGHT
A-235400	Titanium	23mm	8.5mm	65g



### 4-HOLE MALE PYRAMID

PART#	MATERIAL	HEIGHT	BUILD HEIGHT	WEIGHT
A-245100	Titanium	15.5mm	15.5mm	64g



### 4-HOLE FEMALE PYRAMID WITH ROTATION

PART#	MATERIAL	HEIGHT	BUILD HEIGHT	WEIGHT
A-245300	Titanium	17.5mm	17.5mm	76g



## TUBE CLAMPS

### MALE PYRAMID TUBE CLAMP

PART#	MATERIAL	HEIGHT	BUILD HEIGHT	WEIGHT
A-335100	Titanium	56mm	5.5mm	82g



### FEMALE PYRAMID TUBE CLAMP

PART#	MATERIAL	HEIGHT	BUILD HEIGHT	WEIGHT
A-345100	Titanium	50mm	14mm	78g



### 4-HOLE TUBE CLAMP

PART#	MATERIAL	HEIGHT	BUILD HEIGHT	WEIGHT
A-325100	Titanium	38mm	2mm	68g



# ADAPTERS - WEIGHT LIMIT 166KG

## SINGLE ADAPTERS

### MALE SINGLE ADAPTER - SHORT

PART#	MATERIAL	HEIGHT	BUILD HEIGHT	WEIGHT
A-435110	Titanium	50mm	35.5mm	80g



### MALE SINGLE ADAPTER - LONG

PART#	MATERIAL	HEIGHT	BUILD HEIGHT	WEIGHT
A-435120*	Titanium	77mm	63mm	103g

\*77mm overall, can be cut to length 70mm



### FEMALE SINGLE ADAPTER

PART#	MATERIAL	HEIGHT	BUILD HEIGHT	WEIGHT
A-445100*	Titanium	100mm	100mm	118g

\*100mm overall can be cut to 60mm length



## DOUBLE ADAPTERS

### FEMALE DOUBLE ADAPTER - 32MM

PART#	MATERIAL	HEIGHT	BUILD HEIGHT	WEIGHT
A-545110	Titanium	32mm	32mm	90g



### FEMALE DOUBLE ADAPTER - 45MM

PART#	MATERIAL	HEIGHT	BUILD HEIGHT	WEIGHT
A-545120	Titanium	45mm	45mm	102g



### FEMALE DOUBLE ADAPTER - 60MM

PART#	MATERIAL	HEIGHT	BUILD HEIGHT	WEIGHT
A-545130	Titanium	60mm	60mm	119g



### FEMALE DOUBLE ADAPTER - 75MM

PART#	MATERIAL	HEIGHT	BUILD HEIGHT	WEIGHT
A-545140	Titanium	75mm	75mm	135g



### MALE DOUBLE ADAPTER

PART#	MATERIAL	HEIGHT	BUILD HEIGHT	WEIGHT
A-535100	Titanium	41mm	12mm	98g





# ADAPTERS - WEIGHT LIMIT 166KG

## PYLONS AND TUBES

### FEMALE PYLON - SHORT AND LONG

PART#	MATERIAL	LENGTH
A-746010	Titanium Tube Clamp / Carbon Tube	250mm
A-746020	Titanium Tube Clamp / Carbon Tube	400mm



### CARBON TUBE - SHORT AND LONG

PART#	MATERIAL	LENGTH
A-717010	Carbon Tube	250mm
A-717020	Carbon Tube	400mm




### TUBE INSERT FOR CATEGORY 7-9; 30MM

PART#	MATERIAL
A-718009	Delrin




### FEMALE PYLON KIT 1 - SHORT AND LONG

PART#	MATERIAL	LENGTH
A-766111	Titanium Tube Clamp / Carbon Tube	250mm
A-766122	Titanium Tube Clamp / Carbon Tube	400mm



### FEMALE PYLON KIT 2 - SHORT AND LONG

PART#	MATERIAL	LENGTH
A-766112	Titanium Tube Clamp / Carbon Tube	250mm
A-766121	Titanium Tube Clamp / Carbon Tube	400mm



## FOOT ADAPTER

### SACH FOOT ADAPTER




PART#	MATERIAL	HEIGHT	BUILD HEIGHT	WEIGHT
A-835100	Titanium	25mm	9.5mm	110g






# GENERAL INFORMATION

## TORQUE VALUES FOR ÖSSUR PRODUCTS

 Spanner 
  Wrench 
  Hex 
  screw driver




ICEROSS®	TORQUE	LOCTITE	TOOL REQUIRED
Iceross Ratchet/Smooth/Clutch Pin	4Nm	410/411	7mm 
M10-M6 Adapter for use with Standard Liners	6Nm	425/412/425	10mm 
Ratchet Pin Junior	4Nm	410/411	5mm 

ICELOCK® 100 SERIES	TORQUE	LOCTITE	TOOL REQUIRED
Mount Screws, pyramid	10Nm	425	4mm 

ICELOCK® 200 SERIES	TORQUE	LOCTITE	TOOL REQUIRED
Mount Screws (214 only)	12Nm	410/411/425	4mm 
Clutch Release Mechanism	15Nm	N/A	17mm Socket Drive 



ICELOCK® 600 SERIES	TORQUE	LOCTITE	TOOL REQUIRED
Funnel	8Nm	N/A	Tool Provided in Kit

ICELOCK® 700 SERIES	TORQUE	LOCTITE	TOOL REQUIRED
Funnel	8Nm	N/A	Tool Provided in Kit

ADAPTERS	TORQUE	LOCTITE	TOOL REQUIRED
Angular Set Screws (pyramids, al & ti)	15Nm	242	4mm 
Mount Screws (4-hole, al & ti)	10Nm	242	4mm 
Pinch Bolts (tube clamps, al & ti)	10Nm x 2	242	4mm 

TOTAL KNEE® 2100	TORQUE	LOCTITE	TOOL REQUIRED
Pinch Bolt - 30mm Tube Adapter	15Nm	N/A	5mm 

TOTAL KNEE® 2000	TORQUE	LOCTITE	TOOL REQUIRED
Pinch Bolt - 30mm Tube Clamp	15Nm	N/A	5mm 

TOTAL KNEE® 1900	TORQUE	LOCTITE	TOOL REQUIRED
Pinch Bolt - 30mm Tube Clamp	15Nm	N/A	5mm 
Polymer Friction Set Screw	2Nm	N/A	2.5mm 






















TOTAL KNEE® JUNIOR	TORQUE	LOCTITE	TOOL REQUIRED
Pinch Bolt - 22mm Tube Clamp	8Nm	N/A	4mm 

MAUCH® KNEE	TORQUE	LOCTITE	TOOL REQUIRED
Knee Ball Attachment Screw	1Nm	N/A	2mm 

# GENERAL INFORMATION

## TORQUE VALUES FOR ÖSSUR PRODUCTS

 Spanner 
  Wrench 
  Hex 
  screw driver

MAUCH® KNEE PLUS		TORQUE	LOCTITE	TOOL REQUIRED		
Knee Ball Attachment Screw		1Nm	N/A	2mm		
4-Hole Distal Attachment Bolts (SHCS)		13Nm	243	5mm		
4-Hole Distal Attachment Bolts (FHCS)		13Nm	243	4mm		
MAUCH® KNEE COMMON COMPONENTS		TORQUE	LOCTITE	TOOL REQUIRED		
Set Screw (upper pivot pin to piston rod)		3Nm	243	2.5mm		
Distal Cylinder Studs		10Nm	243	6mm		
TOTAL SHOCK™ 4400		TORQUE	LOCTITE	TOOL REQUIRED		
Pinch Bolts		8Nm	N/A	5mm		
TOTAL SHOCK™ 4410		TORQUE	LOCTITE	TOOL REQUIRED		
Set Screws		11Nm	410	4mm		
FLEX-FOOT® ASSURE / SURE-FLEX®		TORQUE	LOCTITE	TOOL REQUIRED		
Fiberglass Tube Kit Attachment Bolts		22Nm	410	13mm		
Male Pyramid Adapter		22Nm	410	13mm		
VARI-FLEX® WITH EVO™ / TALUX®		CAT.	TORQUE	LOCTITE	TOOL REQUIRED	
Tube Kit Attachment Bolts		Cat. 1-6	22Nm	410	1/2"	
Tube Kit Attachment Bolts		Cat. 7-9	34Nm	410	9/16"	
LP VARI-FLEX® WITH EVO™		SIZES	TORQUE	LOCTITE	TOOL REQUIRED	
Lamination Adapter Bolts		22-24	34Nm	410	5mm	
Lamination Adapter Bolts		25-30	34Nm	410	6mm	
RE-FLEX VSP® / LP RE-FLEX VSP®/CETERUS®		TORQUE	LOCTITE	TOOL REQUIRED		
Fabric Clamp		10Nm	410	3/16"		
MODULAR III™ / FLEX-FOOT CHEETAH® / FLEX-SPRINT™		CAT.	TORQUE	LOCTITE	TOOL REQUIRED	
T-Connector Bolts		Cat. 1-6	33Nm	410	3/16"	
T-Connector Bolts		Cat. 7-9	45Nm	410	5/16"	
ELATION®		SIZES	TORQUE	LOCTITE	TOOL REQUIRED	
Attachment Bolt		22-25	15Nm	242	5mm	
Attachment Bolt		26-28	21Nm	242	6mm	
Tube Clamp Bolt			11Nm	N/A	5mm	
FLEX-SYMES™		CAT.	TORQUE	LOCTITE	TOOL REQUIRED	
Attachment Bolt		Cat. 1-6	40Nm	410	13mm	
Attachment Bolt		Cat. 7-9	60Nm	410	13mm	

# GENERAL INFORMATION

## TORQUE VALUES FOR ÖSSUR PRODUCTS

FLEX-FOOT CHEETAH®	CAT.	TORQUE	LOCTITE	TOOL REQUIRED	
Lamination Connectors	Cat. 1-3	11Nm	410	7/16"	○
Lamination Connectors	Cat. 4-6	22Nm	410	1/2"	○
Lamination Connectors	Cat. 7-9	34Nm	410	9/16"	○
FLEX-RUN™	CAT.	TORQUE	LOCTITE	TOOL REQUIRED	
Center Bolt	Cat. 1-6	41Nm	410	17mm	○
Center Bolt	Cat. 7-9	43Nm	410	19mm	○
CARBON-X® ACTIVE HEELS	CAT.	TORQUE	LOCTITE	TOOL REQUIRED	
All products	Cat. 1-6	14Nm	410	3/8"	○
All products	Cat. 7-9	24Nm	410	7/16"	○
BOLT-ON MALE PYRAMID	CAT.	TORQUE	LOCTITE	TOOL REQUIRED	
Modular III, Vari-Flex, Talux	Cat. 1-6	22Nm	410	13mm	○
Modular III, Vari-Flex, Talux	Cat. 7-9	34Nm	410	17mm	○
FLEX-FOOT® JUNIOR ADAPTER		TORQUE	LOCTITE	TOOL REQUIRED	
Alignment Set Screws		4Nm	243	3mm	⬡
4-Hole Screws		6Nm	243	3mm	⬡
Pinch Bolt		5Nm	243	3mm	⬡

## TERMS OF SALE AND POLICIES

### HOW TO ORDER

Össur part numbers and item descriptions must be included on all orders.

### PRICES AND PAYMENT TERMS

For price and payment terms please refer to our current Price List.

### RETURNS, ADJUSTMENTS AND CREDITS

Please inspect all orders immediately upon receipt. In the event of items being ordered or shipped in error, please notify the Customer Service Department for a Return Authorization number (RA#). Össur must be contacted within five (5) business days of the receipt of goods. Prior approval and an RA# must be obtained for credit. The RA# must be printed on the outside of the package and a copy of the original invoice or packing slip must be included. All returns are subject to inspection.

### SINGLE PATIENT USE

Össur products and components are designed and tested to ISO 10328. Compatibility and compliance with this standard is achieved only when Össur products and components are used with other recommended Össur or authorized components. If unusual movement or product wear is detected in a structural part of a prosthesis at any time, the patient should be instructed to immediately discontinue use of the device and consult his/her clinical specialist. This product has been designed and tested based on single patient usage. It is a single-use device and should never be used by multiple patients. If any problems occur with the use of this product, immediately contact your Össur representative.

# GENERAL INFORMATION

## WARRANTY PROCEDURE

All Össur products are guaranteed to be free of defects in materials and workmanship upon purchase. Any product found to be defective under normal and correct use will be replaced at no charge with the same item. If an item needs to be replaced under warranty, the replacement item will ship as soon as possible and the full retail cost will be invoiced. Upon receipt of the warranty item, a credit will be given under the terms that apply.

\* Please contact customer service for complaint and return issues.

<b>BIONIC TECHNOLOGY BY ÖSSUR</b>	<b>LIMITED WARRANTY</b>	<b>FEET</b>	<b>LIMITED WARRANTY</b>
RHEO KNEE	36/60 Months	Vari-Flex with EVO	36 Months
PROPRIO FOOT	24 Months	LP Vari-Flex with EVO	36 Months
<b>LINERS AND SLEEVES</b>	<b>LIMITED WARRANTY</b>	Modular III	36 Months
Iceross Seal-In X5 (TF)	6 Months	Ceterus	36 Months
Iceross Transfemoral Seal-In	6 Months	LP Ceterus	36 Months
Iceross Transfemoral	6 Months	(LP) Re-Flex VSP	36 Months
Iceross Seal-In X5 (TT)	6 Months	Talux	36 Months
Iceross Dermo Locking/Cushion/Seal-In	6 Months	Flex-Foot Axia	36 Months
Iceross Synergy Locking/Cushion	9 Months	Flex-Foot Assure	36 Months
Iceross Comfort Locking/Cushion	6 Months	Flex-Foot Balance	12 Months
Iceross Original (with cover)	6 Months	Elation	12 Months
Iceross Original (without cover)	6 Months	Flex-Symes	36 Months
Iceross Upper-X	6 Months	Chopart	24 Months
Iceross Junior	6 Months	Flex-Foot Cheetah	12 Months
Distal Cup	12 Months	Flex-Sprint	12 Months
Iceross Sleeve	3 Months	Flex-Run	12 Months
Icelflex Endurance	3 Months	Flex-Foot Junior	18 Months
Icelflex Balance	1 Month	Foot Cover	2 Months
<b>SOCKET SYSTEMS</b>	<b>LIMITED WARRANTY</b>	<b>STANDARD ADAPTERS</b>	<b>LIMITED WARRANTY</b>
Iccast Anatomy	12 Months	Össur Standard Adapters	24 Months
<b>ICELOCK</b>	<b>LIMITED WARRANTY</b>	Össur Junior Adapters	24 Months
Icelock 100 Series	12 Months	Fixed Offset Adapters	12 Months
Icelock 200 Series	12 Months	Total Shock 4400 and 4410	12 Months
Icelock 300 Series	12 Months		
Icelock 400 Series	12 Months		
Icelock 500 Series	6 Months		
Icelock 600 Series	12 Months		
Icelock 700 Series	12 Months		
<b>MAUCH KNEE</b>	<b>LIMITED WARRANTY</b>		
Mauch Knee	24 Months		
Mauch Knee Plus	24 Months		
<b>TOTAL KNEE</b>	<b>LIMITED WARRANTY</b>		
Total Knee 1900	24 Months		
Total Knee 2000	24 Months		
Total Knee 2100	24 Months		
Total Knee Junior	24 Months		





**ÖSSUR ASIA**

2F, W16 B, Hong Ye Building  
1801 Hong Mei Road 200233  
Shanghai, China

Tel: + (86 21) 6127 1700  
Fax: + (86 21) 6127 1799

**ÖSSUR ASIA PACIFIC**

26 Ross Street Nth  
Parramatta NSW 2151  
Australia

Tel + 61 2 9630 9206  
Fax + 61 2 9630 9268

[www.ossur.com](http://www.ossur.com)



Life Without Limits